

EIFFAGE S.A.

ISIN: **FR0000130452**

WKN: **13045**

Overview

2024/07/26 08:10:46

Price
91.80 EUR

Difference  2.14% (1.92)

General attributes

ISIN	FR0000130452
Symbol	FGR
Exchange	Duesseldorf
Currency	EUR
Sector	Construction
Security type	Stock
Market cap (m)	9,173 EUR
Benchmark	CAC 40 INDEX

Market data

Bid (Bid size)	-
Ask (Ask size)	-
Open	91.80 EUR
High	91.80 EUR
Low	91.80 EUR
Close (prev. day)	89.88 EUR
VWAP	-
Volume (pcs)	0
Trading volume	0.00
Number of trades	3
Last size	0

Futures and Options







Related Futures	24
Related Options	-

5y



Information about previous performance does not guarantee future performance.
Source: FactSet

Recent research

on sector		on market	
Date		Headline	Download
2024/07/24		Global Equity Ratings	
2024/07/24		Aktienempfehlungen Global	
2024/07/15		Aktienempfehlungen Global	
2024/07/12		Global Equity Ratings	
2024/07/09		Aktienempfehlungen Österreich	

Details

2024/07/26 08:10:46

Price

91.80 EUR

Difference ▲ 2.14% (1.92)

General attributes

ISIN	FR0000130452
Symbol	FGR
Exchange	Duesseldorf
Currency	EUR
Sector	Construction
Security type	Stock
Market cap (m)	9,173 EUR
Benchmark	CAC 40 INDEX

Market data

Bid (Bid size)	-
Ask (Ask size)	-
Open	91.80 EUR
High	91.80 EUR
Low	91.80 EUR
Close (prev. day)	89.88 EUR
VWAP	-
Volume (pcs)	0
Trading volume	0.00
Number of trades	3
Last size	0

Performance and Risk

	6m	1y	3y
Perf (%)	-6.82%	-2.61%	+6.50%
Perf (abs.)	-6.72	-2.46	+5.60
Beta	1.11	1.01	0.91
Volatility	23.76	20.80	22.55

5y



Information about previous performance does not guarantee future performance.
Source: FactSet

Price data

Ø price 5 days Ø volume 5 days (pcs.)	91.69 EUR (0)
Ø price 30 days Ø volume 30 days (pcs.)	90.11 EUR (0)
Ø price 100 days Ø volume 100 days (pcs.)	97.83 EUR (0)
Ø price 250 days Ø volume 250 days (pcs.)	94.40 EUR (0)
YTD High date	106.65 EUR (2024/05/16)
YTD Low date	85.52 EUR (2024/06/17)
52 Weeks High date	106.65 EUR (2024/05/16)
52 Weeks Low date	81.28 EUR (2023/10/26)

Arbitrage views

Exchange ⊕	Date	Time	Price	Trading volume (mio.)	Number of trades
Vienna Stock Exchange	2024/07/26	15:30	93.48 EUR	0.00	4
Tradegate	2024/07/26	22:26	93.88 EUR	0.00	8
Stuttgart	2024/07/26	15:08	93.08 EUR	0.00	10
London Stock Exchange European Trade Reporting	2024/07/26	17:30	93.90 EUR	0.00	2
Frankfurt	2024/	16:40	94.16 EUR	0.01	1

	07/26					
FINRA other OTC Issues	2024/ 06/13	21:56	93.51 USD	0.02		2
Euronext Paris	2024/ 07/26	17:37	93.60 EUR	17.70		1,653
Euronext Milan MTF Trading After Hours	2024/ 06/03	18:00	107.00 EUR	0.01		2
Duesseldorf	2024/ 07/26	08:10	91.80 EUR	0.00		3
Berlin	2024/ 07/26	08:08	91.82 EUR	0.00		3

Company profile

Company Logo



Contact Details

EIFFAGE SA

--

Quai du Docteur Dervaux 163 92601
Asnieres-sur-Seine Cedex

Telefon: +33 1 4132 8000

Fax: +33 1 4132 8110

E-mail: dircom@eiffage.fr

Company Profile

-

Members of Management Board

Benoît de Ruffray Chairman of Managing Board

Christian Cassayre Member of Executive Committee

Cécile Cambier Member of Executive Committee

Guillaume Sauvé Member of Executive Committee

Laurent Girou Member of Executive Committee

Olivier Genis Member of Executive Committee

Philippe Noury Member of Executive Committee

Board of directors

Abderrahim Hamdani Member of Supervisory Board

Carol Xueref Member of Supervisory Board

Isabelle Salaün Member of Supervisory Board

Jean Guénard Member of Supervisory Board

Jean-François Roverato Member of Supervisory Board

Laurent Dupont Member of Supervisory Board

Marie Lemarié Member of Supervisory Board

Michèle Grosset Member of Supervisory Board

Odile Georges-Picot Member of Supervisory Board

Philippe Vidal Member of Supervisory Board