

AKZO NOBEL N.V.

ISIN: NL0013267909 WKN: 956907

Overview

2024/04/26 19:30:14

Price
62.28 EURDifference  1.60% (0.98)

General attributes

ISIN	NL0013267909
Symbol	AKZA
Exchange	Duesseldorf
Currency	EUR
Sector	Chemical / Pharmaceutical / Health
Security type	Stock
Market cap (m)	10,709 EUR
Benchmark	AMSTERDAM EXCHANGES INDEX

Market data

Bid (Bid size)	-
Ask (Ask size)	-
Open	61.98 EUR
High	62.76 EUR
Low	61.98 EUR
Close (prev. day)	61.30 EUR
VWAP	-
Volume (pcs)	0
Trading volume	0.00
Number of trades	3
Last size	0

Futures and Options









Related Futures	38
Related Options	-

5y



Information about previous performance does not guarantee future performance.
Source: FactSet

Recent research

on sector		on market	
Date		Headline	Download
2024/04/26		Global Equity Ratings	
2024/04/26		Aktienempfehlungen Global	
2024/04/15		Aktienempfehlungen Österreich	
2024/04/03		Global Equity Ratings	
2024/04/03		Aktienempfehlungen Global	

Details

2024/04/26 19:30:14

Price

62.28 EUR

 Difference ▲ 1.60% (0.98)

General attributes

ISIN	NL0013267909
Symbol	AKZA
Exchange	Duesseldorf
Currency	EUR
Sector	Chemical / Pharmaceutical / Health
Security type	Stock
Market cap (m)	10,709 EUR
Benchmark	AMSTERDAM EXCHANGES INDEX

Market data

Bid (Bid size)	-
Ask (Ask size)	-
Open	61.98 EUR
High	62.76 EUR
Low	61.98 EUR
Close (prev. day)	61.30 EUR
VWAP	-
Volume (pcs)	0
Trading volume	0.00
Number of trades	3
Last size	0

Performance and Risk

	6m	1y	3y
Perf (%)	+0.55%	-15.45%	-37.61%
Perf (abs.)	+0.34	-11.38	-37.54
Beta	0.61	0.81	0.91
Volatility	19.92	20.01	24.63



Information about previous performance does not guarantee future performance.
Source: FactSet

Price data

Ø price 5 days Ø volume 5 days (pcs.)	62.86 EUR (0)
Ø price 30 days Ø volume 30 days (pcs.)	65.90 EUR (2)
Ø price 100 days Ø volume 100 days (pcs.)	68.54 EUR (1)
Ø price 250 days Ø volume 250 days (pcs.)	69.89 EUR (1)
YTD High date	74.84 EUR (2024/01/02)
YTD Low date	61.30 EUR (2024/04/25)
52 Weeks High date	78.76 EUR (2023/07/27)
52 Weeks Low date	60.42 EUR (2023/10/26)

Arbitrage views

Exchange ⊕	Date	Time	Price	Trading volume (mio.)	Number of trades
Vienna Stock Exchange	2024/04/26	09:05	62.10 EUR	0.00	3
Tradegate	2024/04/26	22:26	62.84 EUR	0.07	11
Stuttgart	2024/04/26	16:15	62.88 EUR	0.00	6
Munich	2024/04/26	09:18	61.90 EUR	0.00	2
London Stock Exchange	2024/	17:30	62.16 EUR	0.00	1

European Trade Reporting	04/26					
Hanover	2024/ 04/26	08:05	62.24 EUR	0.00		3
Hamburg	2024/ 04/26	08:00	62.16 EUR	0.00		3
Frankfurt	2024/ 04/26	17:15	62.78 EUR	0.02		1
FINRA other OTC Issues	2024/ 04/10	19:41	71.615 USD	0.08		2
Euronext Milan MTF Trading After Hours	-	-	-	0.00		-
Euronext Amsterdam	2024/ 04/26	17:35	62.76 EUR	30.47		3,337
Duesseldorf	2024/ 04/26	19:30	62.28 EUR	0.00		3
Berlin	2024/ 04/26	08:08	62.28 EUR	0.00		2

Company profile

Company Logo

AkzoNobel

Contact Details

AKZO NOBEL NV

--

Christian Neefstraat 2 - 1070 AS
Amsterdam

Telefon: +31-20-502-75-55

Fax: +

E-mail: info@akzonobel.com

Company Profile

-

Members of Management Board

Grégoire Poux-Guillaume	Chairman of Managing Board
Armand Sohet	Member of Executive Committee
Charlotte van Meer	Member of Executive Committee
Daniel Campos	Member of Executive Committee
Jan-Piet van Kesteren	Member of Executive Committee
Karen-Marie Katholm	Member of Executive Committee
Maarten De Vries	Member of Executive Committee
Patrick Bourguignon	Member of Executive Committee
Simon Parker	Member of Executive Committee

Board of directors

Beschier Jacob Noteboom	Chairman of Supervisory Board
Byron Grote	Member of Supervisory Board
Pamela Kirby	Member of Supervisory Board
Dick M. Sluimers	Member of Supervisory Board
Ester Baiget	Member of Supervisory Board
Hans van Bylen	Member of Supervisory Board
Karen-Marie Katholm	Member of Supervisory Board
Patrick Thomas	Member of Supervisory Board