

SONAE SGPS S.A.

ISIN: **PTSON0AM0001** WKN: -

Overview

2024/08/16 19:31:33

Price
0.902 EURDifference  0.22% (0.00)

General attributes

ISIN	PTSON0AM0001
Symbol	SON
Exchange	Duesseldorf
Currency	EUR
Sector	Commerce
Security type	Stock
Market cap (m)	1,856 EUR
Benchmark	PORTUGAL PSI

Market data

Bid (Bid size)	0.902 EUR (1,660)
Ask (Ask size)	0.955 EUR (1,660)
Open	0.921 EUR
High	0.921 EUR
Low	0.902 EUR
Close (prev. day)	0.90 EUR
VWAP	-
Volume (pcs)	0
Trading volume	0.00
Number of trades	5
Last size	0

Futures and Options










Related Futures	-
Related Options	-

5y



Information about previous performance does not guarantee future performance.
Source: FactSet

Recent research

	on sector	on market	
Date		Headline	Download
2024/08/12		Global Equity Ratings	
2024/08/12		Aktienempfehlungen Global	
2024/07/24		Global Equity Ratings	
2024/07/24		Aktienempfehlungen Global	
2024/07/15		Aktienempfehlungen Global	

Details

2024/08/16 19:31:33

Price

0.902 EUR

Difference ▲ 0.22% (0.00)

General attributes

ISIN	PTSON0AM0001
Symbol	SON
Exchange	Duesseldorf
Currency	EUR
Sector	Commerce
Security type	Stock
Market cap (m)	1,856 EUR
Benchmark	PORTUGAL PSI

Market data

Bid (Bid size)	0.902 EUR (1,660)
Ask (Ask size)	0.955 EUR (1,660)
Open	0.921 EUR
High	0.921 EUR
Low	0.902 EUR
Close (prev. day)	0.90 EUR
VWAP	-
Volume (pcs)	0
Trading volume	0.00
Number of trades	5
Last size	0

Performance and Risk

	6m	1y	3y
Perf (%)	+7.14%	-1.91%	+3.87%
Perf (abs.)	+0.06	-0.02	+0.03
Beta	0.57	0.65	0.89
Volatility	18.00	19.42	23.36

5y



Information about previous performance does not guarantee future performance.
Source: FactSet

Price data

Ø price 5 days Ø volume 5 days (pcs.)	0.893 EUR (0)
Ø price 30 days Ø volume 30 days (pcs.)	0.895 EUR (0)
Ø price 100 days Ø volume 100 days (pcs.)	0.892 EUR (2)
Ø price 250 days Ø volume 250 days (pcs.)	0.884 EUR (1)
YTD High date	0.978 EUR (2024/05/10)
YTD Low date	0.812 EUR (2024/03/05)
52 Weeks High date	0.978 EUR (2024/05/10)
52 Weeks Low date	0.812 EUR (2024/03/05)

Arbitrage views

Exchange ⊕	Date	Time	Price	Trading volume (mio.)	Number of trades
Tradegate	2024/08/16	09:02	0.926 EUR	0.00	1
Stuttgart	2024/08/16	15:27	0.893 EUR	0.00	9
London Stock Exchange European Trade Reporting	2024/08/16	17:30	0.923 EUR	0.00	2
Frankfurt	2024/08/16	08:05	0.916 EUR	0.00	1
Euronext Milan MTF Trading	-	-	-	0.00	-

After Hours						
Euronext Lisbon	2024/ 08/16	17:35	0.928	EUR	1.12	417
Duesseldorf	2024/ 08/16	19:31	0.902	EUR	0.00	5
Berlin	2024/ 08/16	08:09	0.916	EUR	0.00	1

Company profile

Company Logo



Contact Details

SONAE SGPS SA

--

Lugar do Espido, Via Norte, Apartado 1011 -
4470-909 Maia

Telefon: +351-220-104-000

Fax: +

E-mail: -

Company Profile

-

Members of Management Board

Maria Claudia Teixeira de Azevedo Chairman of Managing Board

Joao Günther Amaral Member of Executive Committee

Joao Pedro Magalhaes da Silva Torres Dolores Member of Executive Committee

Board of directors

Duarte Paulo Teixeira de Azevedo Chairman of Supervisory Board

Carlos António Rocha Moreira da Silva Member of Supervisory Board

José Manuel Trindade Neves Adelino Member of Supervisory Board

Philippe Cyriel Elodie Haspeslagh Member of Supervisory Board

Eve Henrikson Member of Supervisory Board

Fuencisla Clemares Member of Supervisory Board

João Nonell Amaral Member of Supervisory Board

João Pedro Magalhães da Silva Torres Dolores Member of Supervisory Board

Marcelo Faria de Lima Member of Supervisory Board

Maria Teresa Ballester Fomes Member of Supervisory Board

Ângelo Gabriel Ribeirinho dos Santos Paupério Member of Supervisory Board