

## COLOPLAST A/S SER. B

ISIN: **DK0060448595** WKN: -

## Overview

2024/04/26 19:30:59

Price  
115.10 EURDifference  -0.56% (-0.65)

## General attributes

ISIN	DK0060448595
Symbol	COLO B
Exchange	Duesseldorf
Currency	EUR
Sector	Chemical / Pharmaceutical / Health
Security type	Stock
Market cap (m)	23,903 EUR
Benchmark	OMX COPENHAGEN 20

## Market data

Bid (Bid size)	-
Ask (Ask size)	-
Open	116.35 EUR
High	116.35 EUR
Low	115.10 EUR
Close (prev. day)	115.75 EUR
VWAP	-
Volume (pcs)	0
Trading volume	0.00
Number of trades	7
Last size	0

## Futures and Options

Related Futures	13
Related Options	-

5y













Information about previous performance does not guarantee future performance.  
Source: FactSet

## Recent research

on instrument

on sector

Date	Headline	Download
2023/10/27	 Global Equity Ratings	
2023/10/27	 Aktienempfehlungen Global	
2023/09/29	 Global Equity Ratings	
2023/09/29	 Aktienempfehlungen Global	
2023/09/08	 Global Equity Ratings	

## Details

2024/04/26 19:30:59

## Price

115.10 EUR

Difference 📉 -0.56% (-0.65)

## General attributes

ISIN	DK0060448595
Symbol	COLO B
Exchange	Duesseldorf
Currency	EUR
Sector	Chemical / Pharmaceutical / Health
Security type	Stock
Market cap (m)	23,903 EUR
Benchmark	OMX COPENHAGEN 20

## Market data

Bid (Bid size)	-
Ask (Ask size)	-
Open	116.35 EUR
High	116.35 EUR
Low	115.10 EUR
Close (prev. day)	115.75 EUR
VWAP	-
Volume (pcs)	0
Trading volume	0.00
Number of trades	7
Last size	0

## Performance and Risk

	6m	1y	3y
Perf (%)	+18.66%	-10.18%	-14.84%
Perf (abs.)	+18.10	-13.05	-20.05
Beta	0.53	0.41	0.66
Volatility	31.21	27.95	28.77

5y



Information about previous performance does not guarantee future performance.  
Source: FactSet

## Price data

Ø price 5 days   Ø volume 5 days (pcs.)	119.32 EUR (0)
Ø price 30 days   Ø volume 30 days (pcs.)	122.14 EUR (0)
Ø price 100 days   Ø volume 100 days (pcs.)	113.88 EUR (1)
Ø price 250 days   Ø volume 250 days (pcs.)	110.14 EUR (2)
YTD High   date	130.60 EUR (2024/03/12)
YTD Low   date	101.65 EUR (2024/01/05)
52 Weeks High   date	133.80 EUR (2023/05/09)
52 Weeks Low   date	92.56 EUR (2023/11/10)

## All listings for COLOPLAST A/S SER. B

Exchange <span>📍</span>	Date	Time	Price	Trading volume (mio.)	Number of trades
Xetra	2024/04/26	17:35	115.85 EUR	0.01	4
Vienna Stock Exchange	2024/04/26	17:32	115.85 EUR	0.00	2
Tradegate	2024/04/26	22:26	115.65 EUR	0.74	42
Stuttgart	2024/04/26	13:40	115.90 EUR	0.02	7
SIX Swiss Exchange	2020/	17:36	111.00 CHF	0.00	1

	04/09					
Nasdaq Copenhagen	2024/ 04/26	16:59	863.40 DKK	365.29		4,386
Munich	2024/ 04/26	08:11	117.65 EUR	0.00		2
London Stock Exchange European Trade Reporting	2024/ 04/26	16:55	863.90 DKK	0.75		8
Hanover	2024/ 04/26	08:00	116.40 EUR	0.00		3
Frankfurt	2024/ 04/26	10:48	116.10 EUR	0.01		1
FINRA other OTC Issues	2024/ 04/26	18:43	119.50 USD	0.48		4
Duesseldorf	2024/ 04/26	19:30	115.10 EUR	0.00		7
Berlin	2024/ 04/26	21:52	115.60 EUR	0.00		16

## Company profile

### Company Logo



### Contact Details

COLOPLAST A/S

--

Holtedam 1-3 - 3050 Humlebaek

Telefon: +45-49-11-11-11

Fax: +

E-mail: -

### Company Profile

-

#### Members of Management Board

Kristian Villumsen Chairman of Managing Board

Allan Rasmussen Member of Executive Committee

Anders Lonning-Skovgaard Member of Executive Committee

Dorthe Ronnau Member of Executive Committee

Nicolai Buhl Andersen Member of Executive Committee

Paul Marcun Member of Executive Committee

#### Board of directors

Lars Søren Rasmussen Chairman of Supervisory Board

Annette Brüls Member of Supervisory Board

Carsten Hellmann Member of Supervisory Board

Jette Nygaard-Andersen Member of Supervisory Board

Marianne Wiinholt Member of Supervisory Board

Niels Peter Louis-Hansen Member of Supervisory Board

Nikolaj Kyhe Gundersen Member of Supervisory Board

Roland Vendelbo Pedersen Member of Supervisory Board

Thomas Barfod Member of Supervisory Board