

## COLOPLAST A/S SER. B

ISIN: **DK0060448595** WKN: -

## Overview

2024/04/25 19:31:18

Price  
115.75 EURDifference  -6.58% (-8.15)

## General attributes

ISIN	DK0060448595
Symbol	COLO B
Exchange	Duesseldorf
Currency	EUR
Sector	Chemical / Pharmaceutical / Health
Security type	Stock
Market cap (m)	23,923 EUR
Benchmark	OMX COPENHAGEN 20

## Market data

Bid (Bid size)	-
Ask (Ask size)	-
Open	123.55 EUR
High	123.70 EUR
Low	115.75 EUR
Close (prev. day)	123.90 EUR
VWAP	-
Volume (pcs)	0
Trading volume	0.00
Number of trades	7
Last size	0

## Futures and Options






Related Futures	13
Related Options	-

5y



Information about previous performance does not guarantee future performance.  
Source: FactSet

## Recent research

on instrument		on sector	
Date		Headline	Download
2023/10/27		Global Equity Ratings	
2023/10/27		Aktienempfehlungen Global	
2023/09/29		Global Equity Ratings	
2023/09/29		Aktienempfehlungen Global	
2023/09/08		Global Equity Ratings	

## Details

2024/04/25 19:31:18

## Price

115.75 EUR

Difference ▼ -6.58% (-8.15)

## General attributes

ISIN	DK0060448595
Symbol	COLO B
Exchange	Duesseldorf
Currency	EUR
Sector	Chemical / Pharmaceutical / Health
Security type	Stock
Market cap (m)	23,923 EUR
Benchmark	OMX COPENHAGEN 20

## Market data

Bid (Bid size)	-
Ask (Ask size)	-
Open	123.55 EUR
High	123.70 EUR
Low	115.75 EUR
Close (prev. day)	123.90 EUR
VWAP	-
Volume (pcs)	0
Trading volume	0.00
Number of trades	7
Last size	0

## Performance and Risk

	6m	1y	3y
Perf (%)	+17.80%	-10.79%	-14.76%
Perf (abs.)	+17.49	-14.00	-20.05
Beta	0.49	0.38	0.65
Volatility	31.29	27.96	28.76

5y



Information about previous performance does not guarantee future performance.  
Source: FactSet

## Price data

Ø price 5 days   Ø volume 5 days (pcs.)	120.36 EUR (0)
Ø price 30 days   Ø volume 30 days (pcs.)	122.56 EUR (0)
Ø price 100 days   Ø volume 100 days (pcs.)	113.79 EUR (2)
Ø price 250 days   Ø volume 250 days (pcs.)	110.21 EUR (2)
YTD High   date	130.60 EUR (2024/03/12)
YTD Low   date	101.65 EUR (2024/01/05)
52 Weeks High   date	133.80 EUR (2023/05/09)
52 Weeks Low   date	92.56 EUR (2023/11/10)

## Arbitrage views

Exchange	Date	Time	Price	Trading volume (mio.)	Number of trades
Xetra	2024/04/24	17:35	123.65 EUR	0.01	1
Vienna Stock Exchange	2024/04/25	17:32	117.65 EUR	0.00	2
Tradegate	2024/04/25	22:26	116.40 EUR	0.41	59
Stuttgart	2024/04/25	19:24	116.05 EUR	0.02	6
SIX Swiss Exchange	2020/	17:36	111.00 CHF	0.00	1

	04/09					
Nasdaq Copenhagen	2024/ 04/25	16:59	864.20 DKK	331.84		5,212
Munich	2024/ 04/25	08:02	123.15 EUR	0.00		2
London Stock Exchange European Trade Reporting	2024/ 04/25	16:55	864.60 DKK	0.00		6
Hanover	2024/ 04/25	08:00	124.00 EUR	0.00		3
Frankfurt	2024/ 04/25	20:08	117.00 EUR	0.07		8
FINRA other OTC Issues	2024/ 04/25	16:38	125.50 USD	0.01		1
Duesseldorf	2024/ 04/25	19:31	115.75 EUR	0.00		7
Berlin	2024/ 04/25	15:36	122.40 EUR	0.00		10

## Company profile

### Company Logo



### Contact Details

COLOPLAST A/S

--

Holtedam 1-3 - 3050 Humlebaek

Telefon: +45-49-11-11-11

Fax: +

E-mail: -

### Company Profile

-

#### Members of Management Board

Kristian Villumsen Chairman of Managing Board

Allan Rasmussen Member of Executive Committee

Anders Lonning-Skovgaard Member of Executive Committee

Dorthe Ronnau Member of Executive Committee

Nicolai Buhl Andersen Member of Executive Committee

Paul Marcun Member of Executive Committee

#### Board of directors

Lars Søren Rasmussen Chairman of Supervisory Board

Annette Brüls Member of Supervisory Board

Carsten Hellmann Member of Supervisory Board

Jette Nygaard-Andersen Member of Supervisory Board

Marianne Wiinholt Member of Supervisory Board

Niels Peter Louis-Hansen Member of Supervisory Board

Nikolaj Kyhe Gundersen Member of Supervisory Board

Roland Vendelbo Pedersen Member of Supervisory Board

Thomas Barfod Member of Supervisory Board