

KID ASA

ISIN: NO0010743545

WKN: -

Overview

2024/07/18 08:27:09

Price

11.48 EUR

Difference  -1.20% (-0.14)

General attributes

ISIN	NO0010743545
Symbol	KID
Exchange	Frankfurt
Currency	EUR
Sector	Commerce
Security type	Stock
Market cap (m)	478 EUR
Benchmark	NORWAY OSLO BORS ALL SHARE(TRG)

Market data

Bid (Bid size)	11.52 EUR (180)
Ask (Ask size)	11.84 EUR (180)
Open	11.48 EUR
High	11.48 EUR
Low	11.48 EUR
Close (prev. day)	11.62 EUR
VWAP	12.80 EUR
Volume (pcs)	0
Trading volume	0.00
Number of trades	1
Last size	0

Futures and Options











Related Futures	-
Related Options	-

5y



Information about previous performance does not guarantee future performance.
Source: FactSet

Recent research

on sector			
Date		Headline	Download
2024/07/15		Aktienempfehlungen Global	
2024/07/12		Global Equity Ratings	
2024/06/21		Equity Weekly	
2024/06/21		Global Equity Ratings	
2024/06/21		Aktienempfehlungen Global	

Details

2024/07/18 08:27:09

Price

11.48 EUR

Difference ▼ -1.20% (-0.14)

General attributes

ISIN	NO0010743545
Symbol	KID
Exchange	Frankfurt
Currency	EUR
Sector	Commerce
Security type	Stock
Market cap (m)	478 EUR
Benchmark	NORWAY OSLO BORS ALL SHARE(TRG)

Market data

Bid (Bid size)	11.52 EUR (180)
Ask (Ask size)	11.84 EUR (180)
Open	11.48 EUR
High	11.48 EUR
Low	11.48 EUR
Close (prev. day)	11.62 EUR
VWAP	12.80 EUR
Volume (pcs)	0
Trading volume	0.00
Number of trades	1
Last size	0

Performance and Risk

	6m	1y	3y
Perf (%)	+2.65%	+70.88%	+6.22%
Perf (abs.)	+0.30	+4.82	+0.68
Beta	0.49	0.29	0.32
Volatility	27.14	30.22	35.64

5y



Information about previous performance does not guarantee future performance.
Source: FactSet

Price data

Ø price 5 days Ø volume 5 days (pcs.)	11.60 EUR (0)
Ø price 30 days Ø volume 30 days (pcs.)	12.44 EUR (19)
Ø price 100 days Ø volume 100 days (pcs.)	12.19 EUR (6)
Ø price 250 days Ø volume 250 days (pcs.)	10.16 EUR (2)
YTD High date	13.22 EUR (2024/05/22)
YTD Low date	9.88 EUR (2024/01/04)
52 Weeks High date	13.22 EUR (2024/05/22)
52 Weeks Low date	6.59 EUR (2023/08/23)

Arbitrage views

Exchange ⊕	Date	Time	Price	Trading volume (mio.)	Number of trades
Tradegate	2024/07/17	22:02	11.58 EUR	0.00	1
Stuttgart	2024/07/18	16:15	11.62 EUR	0.00	8
Munich	2024/07/18	08:11	11.66 EUR	0.00	2
London Stock Exchange	2021/09/29	16:26	117.00 NOK	0.03	1
Frankfurt	2024/07/18	08:27	11.48 EUR	0.00	1

	18					
First North Stockholm	2024/07/ 16	18:00	138.80 NOK	0.03		13
Duesseldorf	2024/07/ 18	08:12	11.56 EUR	0.00		1

Company profile

Company Logo

Kid ASA

Company Profile

-

Contact Details

KID ASA

--

Telefon: -

Fax: -

E-mail: -