

ADAGENE INC. SP. ADR

ISIN: US0053291078 WKN: 005329107

Overview

2024/08/09 22:30:00

Price
2.23 USDDifference  -9.72% (-0.24)

General attributes

ISIN	US0053291078
Symbol	ADAG
Exchange	Nasdaq
Currency	USD
Sector	Chemical / Pharmaceutical / Health
Security type	Stock
Market cap (m)	0
Benchmark	MSCI WORLD INDEX (STRD, UHD)

Market data

Bid (Bid size)	2.27 USD (100)
Ask (Ask size)	2.44 USD (300)
Open	2.43 USD
High	2.4399 USD
Low	2.23 USD
Close (prev. day)	2.47 USD
VWAP	2.431792 USD
Volume (pcs)	5,685
Trading volume	13,766.60
Number of trades	24
Last size	-

Futures and Options






Related Futures	-
Related Options	-

5y



Information about previous performance does not guarantee future performance.
Source: FactSet

Recent research

on sector	Date	Headline	Download
	2024/08/09	 Equity Weekly	
	2024/07/29	 Aktienempfehlungen Österreich	
	2024/07/24	 Global Equity Ratings	
	2024/07/24	 Aktienempfehlungen Global	
	2024/07/15	 Aktienempfehlungen Global	

Details

2024/08/09 22:30:00

Price
2.23 USDDifference ▼ -9.72% (-0.24)

General attributes

ISIN	US0053291078
Symbol	ADAG
Exchange	Nasdaq
Currency	USD
Sector	Chemical / Pharmaceutical / Health
Security type	Stock
Market cap (m)	0
Benchmark	MSCI WORLD INDEX (STRD, UHD)

Market data

Bid (Bid size)	2.27 USD (100)
Ask (Ask size)	2.44 USD (300)
Open	2.43 USD
High	2.4399 USD
Low	2.23 USD
Close (prev. day)	2.47 USD
VWAP	2.431792 USD
Volume (pcs)	5,685
Trading volume	13,766.60
Number of trades	24
Last size	-

Performance and Risk

	6m	1y	3y
Perf (%)	-39.40%	+67.67%	-88.12%
Perf (abs.)	-1.45	+0.90	-16.54
Beta	0.65	-0.50	0.42
Volatility	83.91	101.47	86.50

5y



Information about previous performance does not guarantee future performance.
Source: FactSet

Price data

Ø price 5 days Ø volume 5 days (pcs.)	2.39 USD (8,910)
Ø price 30 days Ø volume 30 days (pcs.)	2.64 USD (10,853)
Ø price 100 days Ø volume 100 days (pcs.)	2.66 USD (25,673)
Ø price 250 days Ø volume 250 days (pcs.)	2.31 USD (44,637)
YTD High date	4.38 USD (2024/01/26)
YTD Low date	1.85 USD (2024/01/02)
52 Weeks High date	4.38 USD (2024/01/26)
52 Weeks Low date	1.10 USD (2023/08/31)

All listings for ADAGENE INC. SP. ADR

Exchange	Date	Time	Price	Trading volume (mio.)	Number of trades
Tradegate	2024/08/09	22:02	2.16 EUR	0.00	1
Stuttgart	2024/08/09	08:12	2.22 EUR	0.00	3
Nasdaq	2024/08/09	22:30	2.23 USD	0.01	24
Munich	2024/08/09	08:02	2.22 EUR	0.00	2
Frankfurt	2024/08/09	15:29	2.18 EUR	0.00	5
Duesseldorf	2024/08/09	19:32	2.02 EUR	0.00	6

Company profile

Company Logo

ADAGENE

Company Profile

-

Contact Details

ADAGENE

--

Telefon: -

Fax: -

E-mail: -