

ADAGENE INC. SP. ADR

ISIN: **US0053291078** WKN: **005329107**

Overview

2024/07/24 16:35:59

Price
2.63 USDDifference  0.38% (0.01)

General attributes

ISIN	US0053291078
Symbol	ADAG
Exchange	Nasdaq
Currency	USD
Sector	Chemical / Pharmaceutical / Health
Security type	Stock
Market cap (m)	0
Benchmark	MSCI WORLD INDEX (STRD, UHD)

Market data

Bid (Bid size)	2.62 USD (400)
Ask (Ask size)	2.64 USD (200)
Open	2.62 USD
High	2.63 USD
Low	2.61 USD
Close (prev. day)	2.62 USD
VWAP	2.61934 USD
Volume (pcs)	1,465
Trading volume	3,838.30
Number of trades	16
Last size	100

Futures and Options





Related Futures	-
Related Options	-

5y



Information about previous performance does not guarantee future performance.
Source: FactSet

Recent research

on sector			
Date		Headline	Download
2024/07/24		Global Equity Ratings	
2024/07/24		Aktienempfehlungen Global	
2024/07/15		Aktienempfehlungen Global	
2024/07/12		Global Equity Ratings	
2024/07/09		Aktienempfehlungen Österreich	

Details

2024/07/24 16:35:59

Price
2.63 USDDifference ▲ 0.38% (0.01)

General attributes

ISIN	US0053291078
Symbol	ADAG
Exchange	Nasdaq
Currency	USD
Sector	Chemical / Pharmaceutical / Health
Security type	Stock
Market cap (m)	0
Benchmark	MSCI WORLD INDEX (STRD, UHD)

Market data

Bid (Bid size)	2.62 USD (400)
Ask (Ask size)	2.64 USD (200)
Open	2.62 USD
High	2.63 USD
Low	2.61 USD
Close (prev. day)	2.62 USD
VWAP	2.61934 USD
Volume (pcs)	1,465
Trading volume	3,838.30
Number of trades	16
Last size	100

Performance and Risk

	6m	1y	3y
Perf (%)	-19.26%	+91.24%	-86.95%
Perf (abs.)	-0.63	+1.25	-17.45
Beta	0.42	-0.85	0.42
Volatility	83.11	98.53	87.13

5y



Information about previous performance does not guarantee future performance.
Source: FactSet

Price data

Ø price 5 days Ø volume 5 days (pcs.)	2.59 USD (10,761)
Ø price 30 days Ø volume 30 days (pcs.)	2.81 USD (14,494)
Ø price 100 days Ø volume 100 days (pcs.)	2.73 USD (27,446)
Ø price 250 days Ø volume 250 days (pcs.)	2.25 USD (44,628)
YTD High date	4.38 USD (2024/01/26)
YTD Low date	1.85 USD (2024/01/02)
52 Weeks High date	4.38 USD (2024/01/26)
52 Weeks Low date	1.10 USD (2023/08/31)

Arbitrage views

Exchange	Date	Time	Price	Trading volume (mio.)	Number of trades
Tradegate	2024/07/23	22:02	2.42 EUR	0.00	1
Stuttgart	2024/07/24	08:08	2.36 EUR	0.00	1
Nasdaq	2024/07/24	16:35	2.63 USD	0.00	16
Munich	2024/07/24	08:12	2.36 EUR	0.00	1
Frankfurt	2024/07/24	15:29	2.32 EUR	0.00	4
Duesseldorf	2024/07/24	16:32	2.40 EUR	0.00	4

Company profile

Company Logo

ADAGENE

Company Profile

-

Contact Details

ADAGENE

--

Telefon: -

Fax: -

E-mail: -