

ISUN INC.

ISIN: **US4652461066**WKN: **465246106**

Overview

2024/04/25 08:11:10

Price
0.0929 EURDifference  **12.33%** (0.01)

General attributes

ISIN	US4652461066
Symbol	PECK
Exchange	Duesseldorf
Currency	EUR
Sector	Technology
Security type	Stock
Market cap (m)	6 EUR
Benchmark	S&P 500

Market data

Bid (Bid size)	-
Ask (Ask size)	-
Open	0.0929 EUR
High	0.0929 EUR
Low	0.0929 EUR
Close (prev. day)	0.0827 EUR
VWAP	-
Volume (pcs)	0
Trading volume	0.00
Number of trades	1
Last size	0

Futures and Options










Related Futures	-
Related Options	-

5y



Information about previous performance does not guarantee future performance.
Source: FactSet

Recent research

on sector		on market	
Date		Headline	Download
2024/06/21		Equity Weekly	
2024/06/21		Global Equity Ratings	
2024/06/21		Aktienempfehlungen Global	
2024/06/14		Global Equity Ratings	
2024/06/14		Aktienempfehlungen Global	

Details

2024/04/25 08:11:10

Price

0.0929 EUR

Difference ▲ 12.33% (0.01)

General attributes

ISIN	US4652461066
Symbol	PECK
Exchange	Duesseldorf
Currency	EUR
Sector	Technology
Security type	Stock
Market cap (m)	6 EUR
Benchmark	S&P 500

Market data

Bid (Bid size)	-
Ask (Ask size)	-
Open	0.0929 EUR
High	0.0929 EUR
Low	0.0929 EUR
Close (prev. day)	0.0827 EUR
VWAP	-
Volume (pcs)	0
Trading volume	0.00
Number of trades	1
Last size	0

Performance and Risk

	6m	1y	3y
Perf (%)	-40.06%	-83.84%	-98.96%
Perf (abs.)	-0.06	-0.48	-8.87
Beta	1.38	0.94	0.40
Volatility	143.78	120.64	91.74

5y



Information about previous performance does not guarantee future performance.
Source: FactSet

Price data

Ø price 5 days Ø volume 5 days (pcs.)	0.1179 EUR (0)
Ø price 30 days Ø volume 30 days (pcs.)	0.1739 EUR (0)
Ø price 100 days Ø volume 100 days (pcs.)	0.1876 EUR (30)
Ø price 250 days Ø volume 250 days (pcs.)	0.2632 EUR (12)
YTD High date	0.2720 EUR (2024/01/02)
YTD Low date	0.0827 EUR (2024/04/24)
52 Weeks High date	0.5900 EUR (2023/04/26)
52 Weeks Low date	0.0827 EUR (2024/04/24)

All listings for ISUN INC.

Exchange ⊕	Date	Time	Price	Trading volume (mio.)	Number of trades
Stuttgart	2024/04/25	08:10	0.093 EUR	0.00	3
Munich	2024/04/25	08:33	0.099 EUR	0.00	2
Frankfurt	2024/04/25	21:56	0.156 EUR	0.00	1
FINRA other OTC Issues	2024/06/04	21:57	0.0475 USD	0.13	914
FINRA other OTC	2024/06/04	21:36	0.0289 USD	0.00	172

Issues	21						
Duesseldorf	2024/04/ 25	08:11	0.0929	EUR	0.00		1
Berlin	2024/04/ 25	20:08	0.0977	EUR	0.00		12

Company profile

Company Logo



Company Profile

-

Contact Details

ISUN INC.

--

Telefon: -

Fax: -

E-mail: -