

## AIR CANADA INC.

ISIN: CA0089118776 WKN: -

## Overview

2024/06/04 15:47:58

Price

18.2567 CAD

Difference  -8.90% (-1.78)

## General attributes

ISIN	CA0089118776
Symbol	AC
Exchange	London Stock Exchange
Currency	CAD
Sector	Transport
Security type	Stock
Market cap (m)	4,184 EUR
Benchmark	S&P/TSX 60 INDEX

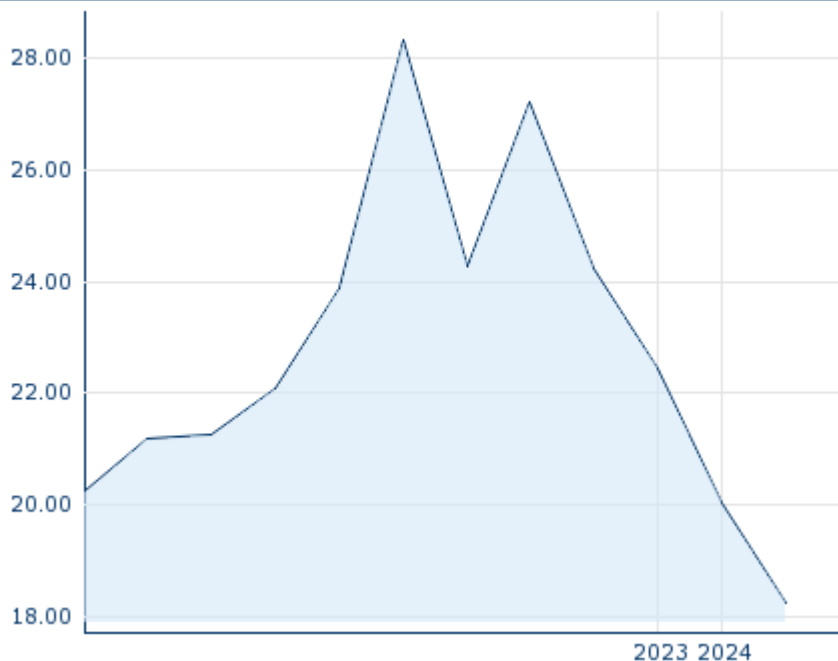
## Market data

Bid (Bid size)	-
Ask (Ask size)	-
Open	18.2567 CAD
High	18.2567 CAD
Low	18.2567 CAD
Close (prev. day)	20.04 CAD
VWAP	18.2567 CAD
Volume (pcs)	49
Trading volume	894.58
Number of trades	1
Last size	49

## Futures and Options



Related Futures	-
Related Options	-

5y



Information about previous performance does not guarantee future performance.  
Source: FactSet

## Recent research

on sector			
Date		Headline	Download
2024/07/12		Global Equity Ratings	
2024/07/12		Aktienempfehlungen Global	
2024/07/09		Aktienempfehlungen Österreich	
2024/06/28		Equity Weekly	
2024/06/24		Aktienempfehlungen Österreich	

## Details

2024/06/04 15:47:58

### Price

18.2567 CAD

**Difference** 📉 -8.90% (-1.78)

### General attributes

ISIN	CA0089118776
Symbol	AC
Exchange	London Stock Exchange
Currency	CAD
Sector	Transport
Security type	Stock
Market cap (m)	4,184 EUR
Benchmark	S&P/TSX 60 INDEX

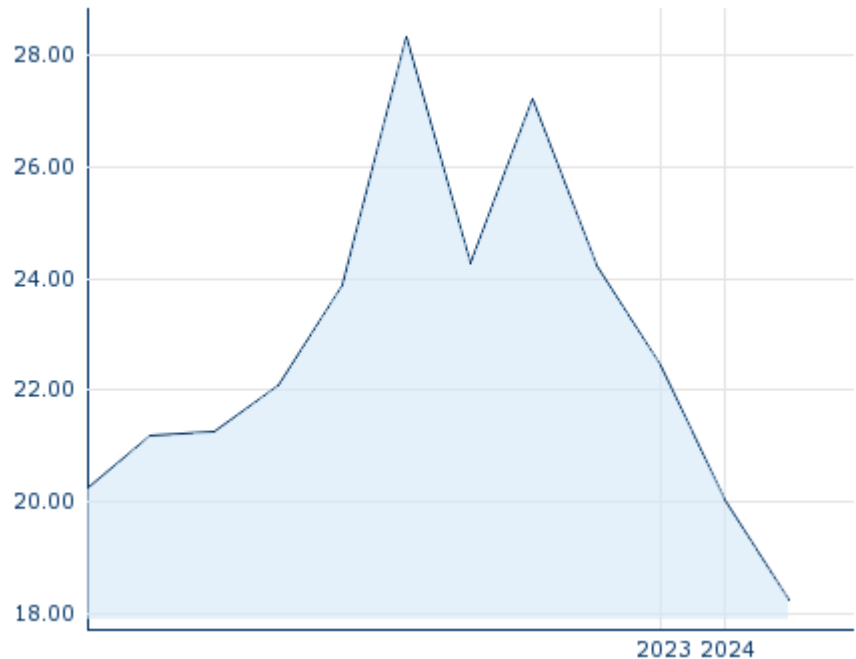
### Market data

Bid (Bid size)	-
Ask (Ask size)	-
Open	18.2567 CAD
High	18.2567 CAD
Low	18.2567 CAD
Close (prev. day)	20.04 CAD
VWAP	18.2567 CAD
Volume (pcs)	49
Trading volume	894.58
Number of trades	1
Last size	49

### Performance and Risk

	6m	1y	3y
Perf (%)	-	-	-
Perf (abs.)	-	-	-
Beta	0.71	0.87	1.36
Volatility	-	-	-

5y



Information about previous performance does not guarantee future performance.  
Source: FactSet

### Price data

Ø price 5 days   Ø volume 5 days (pcs.)	- CAD (92)
Ø price 30 days   Ø volume 30 days (pcs.)	18.2567 CAD (148)
Ø price 100 days   Ø volume 100 days (pcs.)	19.1484 CAD (151)
Ø price 250 days   Ø volume 250 days (pcs.)	20.2422 CAD (114)
YTD High   date	20.0400 CAD (2024/04/24)
YTD Low   date	18.2567 CAD (2024/06/04)
52 Weeks High   date	22.4300 CAD (2023/09/05)
52 Weeks Low   date	18.2567 CAD (2024/06/04)

### Arbitrage views

Exchange <span>📍</span>	Date	Time	Price	Trading volume (mio.)	Number of trades
Tradegate	2024/07/12	22:02	11.665 EUR	0.00	1
Toronto Stock Exchange	2024/07/12	22:00	17.35 CAD	29.66	5,449
Stuttgart	2024/07/12	20:14	11.595 EUR	0.00	11
Munich	2024/07/12	08:02	11.705 EUR	0.00	2
London Stock	2024/06/15	15:47	18.2567 CAD	0.00	1

Exchange	04					
Frankfurt	2024/07/ 12	08:05	11.505	EUR	0.00	3
FINRA other OTC Issues	2024/07/ 12	18:36	12.70	USD	4.44	50
Duesseldorf	2024/07/ 12	08:11	11.505	EUR	0.00	3
Berlin	2024/07/ 12	08:08	11.515	EUR	0.00	3

## Company profile

### Company Logo



### Contact Details

AIR CANADA

--

----

Telefon: -

Fax: -

E-mail: -

### Company Profile

-

#### Members of Management Board

Michael Rousseau Chairman of Managing Board

Amos Kazzaz Member of Executive Committee

Arielle Meloul-Wechsler Member of Executive Committee

Carolyn M. Hadrovic Member of Executive Committee

Craig Landry Member of Executive Committee

Lucie Guillemette Member of Executive Committee

Mark Galardo Member of Executive Committee

Mark Nasr Member of Executive Committee

Murray Strom Member of Executive Committee

Richard Steer Member of Executive Committee

#### Board of directors

Vagn Ove Sørensen Chairman of Supervisory Board

Ameé Chande Member of Supervisory Board

Annette Verschuren Member of Supervisory Board

Christie Clark Member of Supervisory Board

Claudette McGowan Member of Supervisory Board

Gary Doer Member of Supervisory Board

Jean Huot Member of Supervisory Board

Kathleen Taylor Member of Supervisory Board

Madeleine Paquin Member of Supervisory Board

Michael Green Member of Supervisory Board

Michael Wilson Member of Supervisory Board

Robert Fyfe Member of Supervisory Board