

CAESARS ENTERTAINMENT INC.

ISIN: US12769G1004 WKN: 12769G100

Overview

2024/09/18 08:03:36

Price

36.005 EUR

Difference  2.16% (0.76)

General attributes

ISIN US12769G1004

Symbol CZR

Exchange Munich

Currency EUR

Sector Media / Entertainment / Recreation

Security type Stock

Market cap (m) 7,829 EUR

Benchmark S&P 500

Market data

Bid (Bid size) 35.76 EUR (250)

Ask (Ask size) 35.97 EUR (250)

Open 36.005 EUR

High 36.005 EUR

Low 36.005 EUR

Close (prev. day) 35.245 EUR

VWAP 41.255 EUR

Volume (pcs) 0

Trading volume 0.00

Number of trades 1

Last size 0

Futures and Options

Related Futures -

Related Options -







5y



Information about previous performance does not guarantee future performance.

Source: FactSet

Recent research

on sector		on market		
Date		Headline		Download
2024/09/11		Global Equity Ratings		
2024/09/11		Aktienempfehlungen Global		
2024/09/09		Aktienempfehlungen Österreich		
2024/09/05		Global Equity Ratings		
2024/09/05		Aktienempfehlungen Global		

Details

2024/09/18 08:03:36

Price

36.005 EUR

Difference ▲ 2.16% (0.76)

General attributes

ISIN	US12769G1004
Symbol	CZR
Exchange	Munich
Currency	EUR
Sector	Media / Entertainment / Recreation
Security type	Stock
Market cap (m)	7,829 EUR
Benchmark	S&P 500

Market data

Bid (Bid size)	35.76 EUR (250)
Ask (Ask size)	35.97 EUR (250)
Open	36.005 EUR
High	36.005 EUR
Low	36.005 EUR
Close (prev. day)	35.245 EUR
VWAP	41.255 EUR
Volume (pcs)	0
Trading volume	0.00
Number of trades	1
Last size	0

Performance and Risk

	6m	1y	3y
Perf (%)	-4.81%	-29.71%	-61.44%
Perf (abs.)	-1.78	-14.90	-56.17
Beta	-	-	-
Volatility	40.03	38.10	45.18

5y



Information about previous performance does not guarantee future performance.
Source: FactSet

Price data

Ø price 5 days Ø volume 5 days (pcs.)	33.558 EUR (0)
Ø price 30 days Ø volume 30 days (pcs.)	33.187 EUR (0)
Ø price 100 days Ø volume 100 days (pcs.)	33.651 EUR (0)
Ø price 250 days Ø volume 250 days (pcs.)	37.630 EUR (0)
YTD High date	43.360 EUR (2024/01/03)
YTD Low date	29.695 EUR (2024/05/31)
52 Weeks High date	49.845 EUR (2023/09/18)
52 Weeks Low date	29.695 EUR (2024/05/31)

Arbitrage views

Exchange ⊕	Date	Time	Price	Trading volume (mio.)	Number of trades
Tradegate	2024/09/18	15:36	36.23 EUR	0.01	3
Stuttgart	2024/09/18	18:28	35.49 EUR	0.00	3
Nasdaq	2024/09/18	18:28	39.905 USD	47.60	13,796
Munich	2024/09/18	08:03	36.005 EUR	0.00	1
London Stock	2023/07/	15:30	52.66 USD	0.00	1

Exchange	17					
Frankfurt	2024/09/ 18	08:07	35.845	EUR	0.00	1
Duesseldorf	2024/09/ 18	16:30	36.005	EUR	0.00	4
Berlin	2024/09/ 18	17:42	35.955	EUR	0.00	14

Company profile

Company Logo



Contact Details

CAESARS ENTERTAINMENT INC.

--

100 West Liberty Street, 12th floor - 89501
Reno

Telefon: +1-775-328-0100

Fax: +

E-mail: -

Company Profile

-

Members of Management Board

Gary Carano	Chairman of Board of Directors
Bonnie Biumi	Member of Board of Directors
Courtney Mather	Member of Board of Directors
David Tomick	Member of Board of Directors
Donald Kornstein	Member of Board of Directors
Frank Fahrenkopf	Member of Board of Directors
Janis Jones	Member of Board of Directors
Kim Jones	Member of Board of Directors
Michael Pegram	Member of Board of Directors
Rodney Williams	Member of Board of Directors
Thomas Reeg	Chairman of Managing Board
Anthony Carano	Member of Executive Committee
Bret Yunker	Member of Executive Committee
Ed Quatmann	Member of Executive Committee
Josh Jones	Member of Executive Committee
Stephanie Lepori	Member of Executive Committee