


GIVAUDAN SA

ISIN: CH0010645932 WKN: 1064593

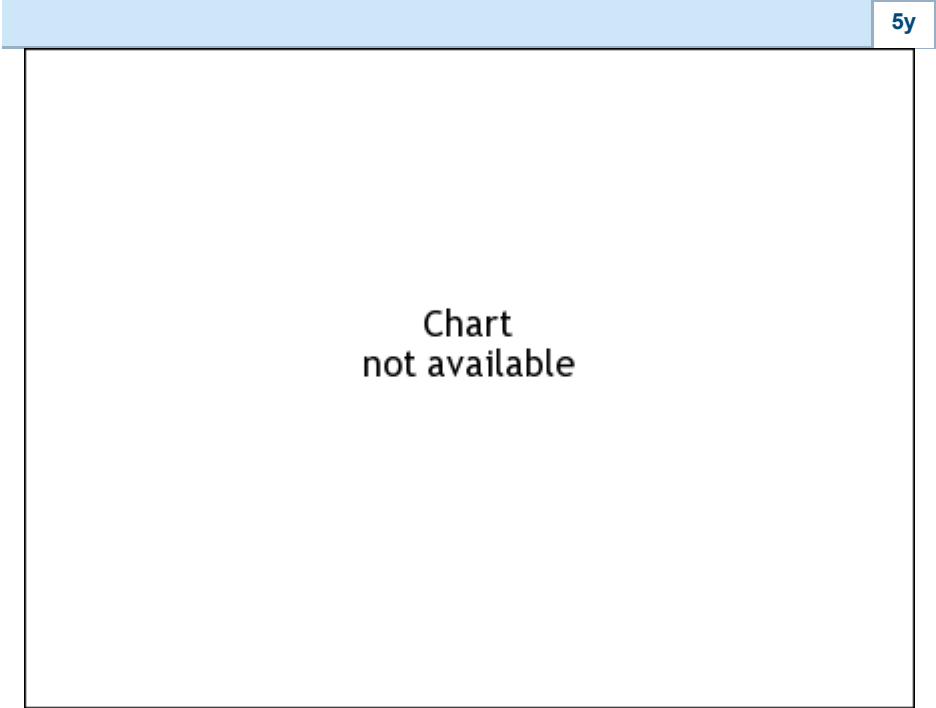
Overview

2019/06/28 15:58:57	
Price	2,463.00 EUR
Difference	 0.90% (22.00)

General attributes	
ISIN	CH0010645932
Symbol	GIVN
Exchange	Berlin
Currency	EUR
Sector	Chemical / Pharmaceutical / Health
Security type	Stock
Market cap (m)	40,486 EUR
Benchmark	SWISS MARKET INDEX









Market data	
Bid (Bid size)	-
Ask (Ask size)	-
Open	2,445.00 EUR
High	2,463.00 EUR
Low	2,445.00 EUR
Close (prev. day)	2,441.00 EUR
VWAP	-
Volume (pcs)	0
Trading volume	0.00
Number of trades	5
Last size	0

Futures and Options	
Related Futures	30
Related Options	-




Information about previous performance does not guarantee future performance.
Source: FactSet

Recent research

on sector		on market	
Date		Headline	Download
2024/07/24		Global Equity Ratings	
2024/07/24		Aktienempfehlungen Global	
2024/07/15		Aktienempfehlungen Global	
2024/07/12		Global Equity Ratings	
2024/07/09		Aktienempfehlungen Österreich	

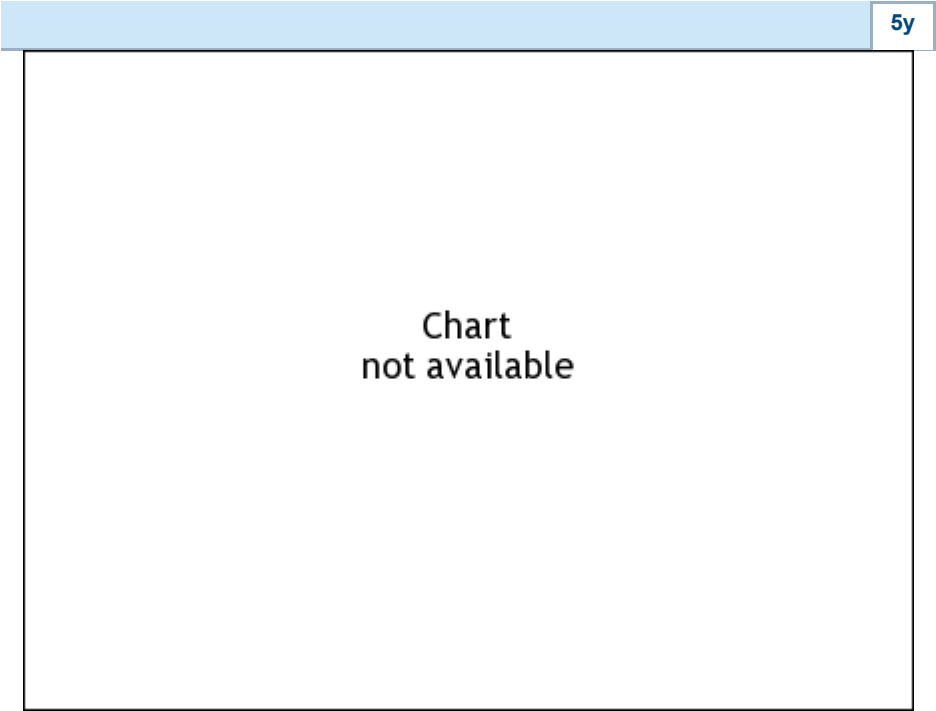
Details

2019/06/28 15:58:57		
Price	2,463.00 EUR	
Difference		0.90% (22.00)

General attributes		
ISIN	CH0010645932	
Symbol	GIVN	
Exchange	Berlin	
Currency	EUR	
Sector	Chemical / Pharmaceutical / Health	
Security type	Stock	
Market cap (m)	40,486 EUR	
Benchmark	SWISS MARKET INDEX	

Market data		
Bid (Bid size)	-	
Ask (Ask size)	-	
Open	2,445.00 EUR	
High	2,463.00 EUR	
Low	2,445.00 EUR	
Close (prev. day)	2,441.00 EUR	
VWAP	-	
Volume (pcs)	0	
Trading volume	0.00	
Number of trades	5	
Last size	0	

Performance and Risk			
	6m	1y	3y
Perf (%)	+22.05%	+28.82%	+45.49%
Perf (abs.)	+445.00	+551.00	+770.14
Beta	0.51	0.67	0.93
Volatility	14.12	15.51	16.61



Information about previous performance does not guarantee future performance.
Source: FactSet

Price data	
Ø price 5 days Ø volume 5 days (pcs.)	2,496.00 EUR (0)
Ø price 30 days Ø volume 30 days (pcs.)	2,416.73 EUR (0)
Ø price 100 days Ø volume 100 days (pcs.)	2,284.60 EUR (0)
Ø price 250 days Ø volume 250 days (pcs.)	2,155.55 EUR (0)
YTD High date	2,538.00 EUR (2019/06/25)
YTD Low date	2,002.00 EUR (2019/01/02)
52 Weeks High date	2,538.00 EUR (2019/06/25)
52 Weeks Low date	1,917.50 EUR (2018/07/02)

All listings for GIVAUDAN SA						
Exchange 	Date	Time	Price	Trading volume (mio.)	Number of trades	
SIX Swiss Exchange	2024/07/26	17:30	4,196.00 CHF	63.55	3,759	
London Stock Exchange European Trade Reporting	2024/07/26	17:20	4,189.50 CHF	0.00	4	
Frankfurt	2019/06/28	14:22	2,456.00 EUR	0.00	2	
FINRA other OTC Issues	2024/07/23	21:18	4,567.00 USD	0.12	2	

Duesseldorf	2019/ 06/28	08:10	2,445.00	EUR	0.00	2
Berlin	2019/ 06/28	15:58	2,463.00	EUR	0.00	5

Company profile

Company Logo

Givaudan

Contact Details
GIVAUDAN SA
- -
Chemin de la Parfumerie 5 - 1214 Vernier
Telefon: +41-22-780-91-11
Fax: +
E-mail: -

Company Profile

-

Members of Management Board	
Gilles Andrier	Chairman of Managing Board
Anne Tayac	Member of Executive Committee
Lance D'Amico	Member of Executive Committee
Maurizio Volpi	Member of Executive Committee
Simon Halle-Smith	Member of Executive Committee
Tom Hallam	Member of Executive Committee
William Mutsaerts	Member of Executive Committee

Board of directors	
Olivier Filliol	Member of the administrative board
Ingrid Deltenre	Member of the administrative board
Roberto Guidetti	Member of the administrative board
Sophie A. Gasperment	Member of the administrative board
Tom Knutzen	Member of the administrative board
Victor Waldemar Balli	Member of the administrative board
Calvin Grieder	Chairman of the administrative board