

VIVORYON THERAPEUTICS AG

ISIN: **NL00150002Q7** WKN: -

Overview

2024/07/12 14:26:59

Price
2.13 EUR

Difference  1.67% (0.04)

General attributes

ISIN	NL00150002Q7
Symbol	VVY
Exchange	Stuttgart
Currency	EUR
Sector	Chemical / Pharmaceutical / Health
Security type	Stock
Market cap (m)	56 EUR
Benchmark	GERMANY DAX

Market data

Bid (Bid size)	- (0)
Ask (Ask size)	- (0)
Open	2.145 EUR
High	2.15 EUR
Low	2.105 EUR
Close (prev. day)	2.095 EUR
VWAP	-
Volume (pcs)	0
Trading volume	0.00
Number of trades	9
Last size	0

Futures and Options








Related Futures	-
Related Options	-

5y



Information about previous performance does not guarantee future performance.
Source: FactSet

Recent research

on sector		on market	
Date		Headline	Download
2024/07/12		Global Equity Ratings	
2024/07/12		Aktienempfehlungen Global	
2024/07/09		Aktienempfehlungen Österreich	
2024/06/24		Aktienempfehlungen Österreich	
2024/06/21		Global Equity Ratings	

Details

2024/07/12 14:26:59

Price

2.13 EUR

Difference ▲ 1.67% (0.04)

General attributes

ISIN	NL00150002Q7
Symbol	VVY
Exchange	Stuttgart
Currency	EUR
Sector	Chemical / Pharmaceutical / Health
Security type	Stock
Market cap (m)	56 EUR
Benchmark	GERMANY DAX

Market data

Bid (Bid size)	- (0)
Ask (Ask size)	- (0)
Open	2.145 EUR
High	2.15 EUR
Low	2.105 EUR
Close (prev. day)	2.095 EUR
VWAP	-
Volume (pcs)	0
Trading volume	0.00
Number of trades	9
Last size	0

Performance and Risk

	6m	1y	3y
Perf (%)	-72.08%	-81.98%	-90.05%
Perf (abs.)	-5.50	-9.69	-19.27
Beta	3.86	2.78	1.32
Volatility	421.08	298.79	180.78

5y



Information about previous performance does not guarantee future performance.
Source: FactSet

Price data

Ø price 5 days Ø volume 5 days (pcs.)	1.99 EUR (0)
Ø price 30 days Ø volume 30 days (pcs.)	2.10 EUR (1,650)
Ø price 100 days Ø volume 100 days (pcs.)	1.84 EUR (2,035)
Ø price 250 days Ø volume 250 days (pcs.)	6.52 EUR (1,003)
YTD High date	9.88 EUR (2024/02/12)
YTD Low date	0.41 EUR (2024/04/18)
52 Weeks High date	14.12 EUR (2023/08/01)
52 Weeks Low date	0.41 EUR (2024/04/18)

Arbitrage views

Exchange	Date	Time	Price	Trading volume (mio.)	Number of trades
Tradegate	2024/07/12	22:26	2.19 EUR	0.06	40
Stuttgart	2024/07/12	14:26	2.13 EUR	0.00	9
Munich	2024/07/12	09:37	2.195 EUR	0.00	2
London Stock Exchange	2024/02/02	16:10	8.313 EUR	0.02	1
Frankfurt	2024/07/12	08:04	2.115 EUR	0.00	2

	12					
Euronext Amsterdam	2024/07/12	17:35	2.18 EUR	0.80		387
Duesseldorf	2024/07/12	08:11	2.15 EUR	0.00		3
Berlin	2024/07/12	21:50	2.19 EUR	0.00		19

Company profile

Company Logo



Contact Details

VIVORYON THERAPEUTICS NV

--

Weinbergweg 22 - 06120 Halle

Telefon: +49-345-555-99-00

Fax: +

E-mail: info@vivoryon.com

Company Profile

-

Members of Management Board

Frank Weber Chairman of Managing Board

Michael Schaeffer Member of Executive Committee

Anne Doering Member of Executive Committee

Florian Schmid Member of Executive Committee

Board of directors

Erich Maximilian Platzer Chairman of Supervisory Board

Claudia Riedl Member of Supervisory Board

Michael Schaeffer Member of Supervisory Board

Samir Shah Member of Supervisory Board

Anne Doering Member of Supervisory Board

Charlotte Lohmann Member of Supervisory Board