

SCANDIC HOTELS GROUP AB

ISIN: SE0007640156 WKN: -

Overview

2024/09/13 08:07:22

Price

5.90 EUR

Difference  0.34% (0.02)

General attributes

ISIN	SE0007640156
Symbol	SHOT
Exchange	Munich
Currency	EUR
Sector	Media / Entertainment / Recreation
Security type	Stock
Market cap (m)	1,157 EUR
Benchmark	OMX STOCKHOLM 30 INDEX

Market data

Bid (Bid size)	-
Ask (Ask size)	-
Open	5.90 EUR
High	5.90 EUR
Low	5.90 EUR
Close (prev. day)	5.88 EUR
VWAP	4.713 EUR
Volume (pcs)	0
Trading volume	0.00
Number of trades	2
Last size	0

Futures and Options

Related Futures	-
Related Options	-

5y













Information about previous performance does not guarantee future performance.

Source: FactSet

Recent research

on sector

Date		Headline	Download
2024/09/11		Global Equity Ratings	
2024/09/11		Aktienempfehlungen Global	
2024/09/09		Aktienempfehlungen Österreich	
2024/09/05		Global Equity Ratings	
2024/09/05		Aktienempfehlungen Global	

Details

2024/09/13 08:07:22

Price

5.90 EUR

Difference ▲ 0.34% (0.02)

General attributes

ISIN	SE0007640156
Symbol	SHOT
Exchange	Munich
Currency	EUR
Sector	Media / Entertainment / Recreation
Security type	Stock
Market cap (m)	1,157 EUR
Benchmark	OMX STOCKHOLM 30 INDEX

Market data

Bid (Bid size)	-
Ask (Ask size)	-
Open	5.90 EUR
High	5.90 EUR
Low	5.90 EUR
Close (prev. day)	5.88 EUR
VWAP	4.713 EUR
Volume (pcs)	0
Trading volume	0.00
Number of trades	2
Last size	0

Performance and Risk

	6m	1y	3y
Perf (%)	+19.58%	+89.53%	+73.02%
Perf (abs.)	+0.97	+2.79	+2.49
Beta	-	-	-
Volatility	23.50	24.64	33.62

5y



Information about previous performance does not guarantee future performance.
Source: FactSet

Price data

Ø price 5 days Ø volume 5 days (pcs.)	5.84 EUR (0)
Ø price 30 days Ø volume 30 days (pcs.)	5.72 EUR (0)
Ø price 100 days Ø volume 100 days (pcs.)	5.52 EUR (0)
Ø price 250 days Ø volume 250 days (pcs.)	4.67 EUR (12)
YTD High date	6.03 EUR (2024/08/26)
YTD Low date	4.00 EUR (2024/01/17)
52 Weeks High date	6.03 EUR (2024/08/26)
52 Weeks Low date	2.92 EUR (2023/10/26)

All listings for SCANDIC HOTELS GROUP AB

Exchange ⊕	Date	Time	Price	Trading volume (mio.)	Number of trades
Tradegate	2024/09/13	22:02	6.09 EUR	0.00	1
Stuttgart	2024/09/13	16:37	6.06 EUR	0.00	10
Nasdaq Stockholm	2024/09/13	18:00	68.80 SEK	17.67	1,407
Munich	2024/09/13	08:07	5.90 EUR	0.00	2
London Stock Exchange	2024/	17:25	68.65 SEK	0.00	2

European Trade Reporting	09/13					
Frankfurt	2024/ 09/13	08:51	5.895 EUR	0.00		2
FINRA other OTC Issues	2024/ 06/29	02:10	6.0720 USD	0.00		1
Duesseldorf	2024/ 09/13	19:32	6.02 EUR	0.00		7
Berlin	2024/ 09/13	08:07	5.905 EUR	0.00		3

Company profile

Company Logo

The Scandic logo consists of the word "Scandic" in a bold, red, sans-serif font.

Company Profile

-

Contact Details

SCANDIC HOTELS GROUP

--

Sveavagen 167 102 33 Stockholm

Telefon: +46 8 517 350 00

Fax: -

E-mail: info@scandichotels.com