

SCANDIC HOTELS GROUP AB

ISIN: SE0007640156 WKN: -

Overview

2024/04/26 08:11:40

Price
4.978 EURDifference  0.40% (0.02)

General attributes

ISIN	SE0007640156
Symbol	SHOT
Exchange	Munich
Currency	EUR
Sector	Media / Entertainment / Recreation
Security type	Stock
Market cap (m)	971 EUR
Benchmark	OMX STOCKHOLM 30 INDEX

Market data

Bid (Bid size)	-
Ask (Ask size)	-
Open	4.978 EUR
High	4.978 EUR
Low	4.978 EUR
Close (prev. day)	4.958 EUR
VWAP	4.713 EUR
Volume (pcs)	0
Trading volume	0.00
Number of trades	2
Last size	0






Futures and Options

Related Futures	-
Related Options	-



Information about previous performance does not guarantee future performance.
Source: FactSet

Recent research

on sector			
Date		Headline	Download
2024/04/26		Global Equity Ratings	
2024/04/26		Aktienempfehlungen Global	
2024/04/15		Aktienempfehlungen Österreich	
2024/04/03		Global Equity Ratings	
2024/04/03		Aktienempfehlungen Global	

Details

2024/04/26 08:11:40

Price

4.978 EUR

Difference ▲ 0.40% (0.02)

General attributes

ISIN	SE0007640156
Symbol	SHOT
Exchange	Munich
Currency	EUR
Sector	Media / Entertainment / Recreation
Security type	Stock
Market cap (m)	971 EUR
Benchmark	OMX STOCKHOLM 30 INDEX

Market data

Bid (Bid size)	-
Ask (Ask size)	-
Open	4.978 EUR
High	4.978 EUR
Low	4.978 EUR
Close (prev. day)	4.958 EUR
VWAP	4.713 EUR
Volume (pcs)	0
Trading volume	0.00
Number of trades	2
Last size	0

Performance and Risk

	6m	1y	3y
Perf (%)	+70.30%	+56.39%	+32.46%
Perf (abs.)	+2.06	+1.80	+1.22
Beta	0.76	0.73	0.92
Volatility	24.86	27.14	33.68



Information about previous performance does not guarantee future performance.
Source: FactSet

Price data

Ø price 5 days Ø volume 5 days (pcs.)	4.942 EUR (0)
Ø price 30 days Ø volume 30 days (pcs.)	5.078 EUR (0)
Ø price 100 days Ø volume 100 days (pcs.)	4.526 EUR (30)
Ø price 250 days Ø volume 250 days (pcs.)	3.821 EUR (12)
YTD High date	5.380 EUR (2024/04/02)
YTD Low date	3.999 EUR (2024/01/17)
52 Weeks High date	5.380 EUR (2024/04/02)
52 Weeks Low date	2.923 EUR (2023/10/26)

Arbitrage views

Exchange ⊕	Date	Time	Price	Trading volume (mio.)	Number of trades
Tradegate	2024/04/26	22:02	5.065 EUR	0.00	1
Stuttgart	2024/04/26	11:10	4.942 EUR	0.00	5
Nasdaq Stockholm	2024/04/26	17:29	59.25 SEK	26.47	1,122
Munich	2024/04/26	08:11	4.978 EUR	0.00	2
London Stock Exchange	2024/	17:25	59.025 SEK	0.00	2

European Trade Reporting	04/26					
Frankfurt	2024/ 04/26	08:00	4.884 EUR	0.00		2
Duesseldorf	2024/ 04/26	19:32	5.02 EUR	0.00		7
Berlin	2024/ 04/26	08:12	4.978 EUR	0.00		2

Company profile

Company Logo

The Scandic logo consists of the word "Scandic" in a bold, red, sans-serif font.

Company Profile

-

Contact Details

SCANDIC HOTELS GROUP

--

Sveavagen 167 102 33 Stockholm

Telefon: +46 8 517 350 00

Fax: -

E-mail: info@scandichotels.com