

## VITEC SOFTWARE GROUP AB SER. B

ISIN: SE0007871363 WKN: 5716595

## Overview

2024/05/30 22:02:04

Price  
46.48 EURDifference  0.52% (0.24)

## General attributes

ISIN	SE0007871363
Symbol	VIT B
Exchange	Tradegate
Currency	EUR
Sector	Technology
Security type	Stock
Market cap (m)	1,613 EUR
Benchmark	OMX STOCKHOLM 30 INDEX

## Market data

Bid (Bid size)	46.36 EUR (70)
Ask (Ask size)	46.58 EUR (70)
Open	46.48 EUR
High	46.48 EUR
Low	46.48 EUR
Close (prev. day)	46.24 EUR
VWAP	46.80 EUR
Volume (pcs)	-
Trading volume	-
Number of trades	1
Last size	-

## Futures and Options











Related Futures	-
Related Options	-

5y



Information about previous performance does not guarantee future performance.  
Source: FactSet

## Recent research

on sector			
Date		Headline	Download
2024/05/29		Global Equity Ratings	
2024/05/29		Aktienempfehlungen Global	
2024/05/29		Aktienempfehlungen Österreich	
2024/05/17		Equity Weekly	
2024/05/13		Aktienempfehlungen Österreich	

## Details

2024/05/30 22:02:04

## Price

46.48 EUR

Difference ▲ 0.52% (0.24)

## General attributes

ISIN	SE0007871363
Symbol	VIT B
Exchange	Tradegate
Currency	EUR
Sector	Technology
Security type	Stock
Market cap (m)	1,613 EUR
Benchmark	OMX STOCKHOLM 30 INDEX

## Market data

Bid (Bid size)	46.36 EUR (70)
Ask (Ask size)	46.58 EUR (70)
Open	46.48 EUR
High	46.48 EUR
Low	46.48 EUR
Close (prev. day)	46.24 EUR
VWAP	46.80 EUR
Volume (pcs)	-
Trading volume	-
Number of trades	1
Last size	-

## Performance and Risk

	6m	1y	3y
Perf (%)	-2.90%	-0.17%	+27.56%
Perf (abs.)	-1.38	-0.08	+9.99
Beta	0.82	1.06	1.10
Volatility	30.45	33.59	41.70

5y



Information about previous performance does not guarantee future performance.  
Source: FactSet

## Price data

Ø price 5 days   Ø volume 5 days (pcs.)	46.85 EUR (12)
Ø price 30 days   Ø volume 30 days (pcs.)	45.21 EUR (13)
Ø price 100 days   Ø volume 100 days (pcs.)	48.26 EUR (15)
Ø price 250 days   Ø volume 250 days (pcs.)	47.01 EUR (13)
YTD High   date	52.70 EUR (2024/01/15)
YTD Low   date	42.10 EUR (2024/05/07)
52 Weeks High   date	53.05 EUR (2023/12/28)
52 Weeks Low   date	36.52 EUR (2023/10/23)

## Arbitrage views

Exchange <span>⊕</span>	Date	Time	Price	Trading volume (mio.)	Number of trades
Tradegate	2024/05/30	22:02	46.48 EUR	0.00	1
Nasdaq Stockholm	2024/05/30	17:29	533.00 SEK	14.73	846
Munich	2024/05/30	08:24	46.28 EUR	0.00	2
London Stock Exchange	2023/09/14	17:23	533.50 SEK	0.98	2
Frankfurt	2024/05/30	08:07	45.90 EUR	0.00	2

	30						
Duesseldorf	2024/05/ 30	19:32	46.28 EUR	0.00		7	
Berlin	2024/05/ 30	21:43	46.42 EUR	0.00		19	

## Company profile

### Company Logo



### Company Profile

-

### Contact Details

VITEC SOFTWARE

--

----

Telefon: -

Fax: -

E-mail: -