

STELLANTIS N.V.

ISIN: NL00150001Q9 WKN: MTA-F

Overview

2024/09/17 22:00:02

Price

15.10 USD

Difference  -0.59% (-0.09)

General attributes

ISIN NL00150001Q9

Symbol STLAM

Exchange NYSE

Currency USD

Sector Automotive

Security type Stock

Market cap (m) 39,335 EUR

Benchmark AMSTERDAM EXCHANGES INDEX

Market data

Bid (Bid size) 15.09 USD (1,700)

Ask (Ask size) 15.10 USD (2,800)

Open 15.25 USD

High 15.33 USD

Low 15.05 USD

Close (prev. day) 15.19 USD

VWAP 15.178262 USD

Volume (pcs) 11,875,071

Trading volume 180,228,755.65

Number of trades 38,021

Last size -

Futures and Options










Related Futures 24

Related Options -



Information about previous performance does not guarantee future performance.
Source: FactSet

Recent research

| on instrument | on sector | on market |
|---------------|---|---|
| Date | Headline | Download |
| 2023/06/06 |  Global Equity Ratings |  |
| 2023/06/06 |  Aktienempfehlungen Global |  |
| 2023/06/01 |  Aktienempfehlungen Global |  |
| 2023/06/01 |  Global Equity Ratings |  |
| 2023/05/24 |  Global Equity Ratings |  |

Details

2024/09/17 22:00:02

Price

15.10 USD

Difference  -0.59% (-0.09)

General attributes

| | |
|----------------|---------------------------|
| ISIN | NL00150001Q9 |
| Symbol | STLAM |
| Exchange | NYSE |
| Currency | USD |
| Sector | Automotive |
| Security type | Stock |
| Market cap (m) | 39,335 EUR |
| Benchmark | AMSTERDAM EXCHANGES INDEX |

Market data

| | |
|-------------------|-------------------|
| Bid (Bid size) | 15.09 USD (1,700) |
| Ask (Ask size) | 15.10 USD (2,800) |
| Open | 15.25 USD |
| High | 15.33 USD |
| Low | 15.05 USD |
| Close (prev. day) | 15.19 USD |
| VWAP | 15.178262 USD |
| Volume (pcs) | 11,875,071 |
| Trading volume | 180,228,755.65 |
| Number of trades | 38,021 |
| Last size | - |

Performance and Risk

| | 6m | 1y | 3y |
|-------------|---------|---------|---------|
| Perf (%) | -46.70% | -21.09% | -26.26% |
| Perf (abs.) | -13.31 | -4.06 | -5.41 |
| Beta | - | - | - |
| Volatility | 33.16 | 31.50 | 36.53 |

5y



Information about previous performance does not guarantee future performance.
Source: FactSet

Price data

| | |
|---|------------------------|
| Ø price 5 days Ø volume 5 days (pcs.) | 15.12 USD (11,962,837) |
| Ø price 30 days Ø volume 30 days (pcs.) | 15.86 USD (7,627,293) |
| Ø price 100 days Ø volume 100 days (pcs.) | 19.45 USD (7,154,512) |
| Ø price 250 days Ø volume 250 days (pcs.) | 21.55 USD (6,441,797) |
| YTD High date | 29.51 USD (2024/03/21) |
| YTD Low date | 14.76 USD (2024/09/12) |
| 52 Weeks High date | 29.51 USD (2024/03/21) |
| 52 Weeks Low date | 14.76 USD (2024/09/12) |

All listings for STELLANTIS N.V.

| Exchange  | Date | Time | Price | Trading volume (mio.) | Number of trades |
|--|------------|-------|------------|-----------------------|------------------|
| Xetra | 2024/09/17 | 17:35 | 13.666 EUR | 1.70 | 399 |
| Vienna Stock Exchange | 2024/09/17 | 17:32 | 13.664 EUR | 0.00 | 5 |
| Tradegate | 2024/09/17 | 22:26 | 13.582 EUR | 0.57 | 116 |
| Stuttgart | 2024/09/17 | 18:18 | 13.63 EUR | 0.00 | 13 |
| NYSE | 2024/ | 22:00 | 15.10 USD | 180.23 | 38,021 |

| | | | | | | |
|---|----------------|-------|--------|-----|--------|--------|
| | 09/17 | | | | | |
| Munich | 2024/ 09/17 | 08:08 | 13.628 | EUR | 0.00 | 1 |
| London Stock Exchange European Trade Reporting | 2024/ 09/17 | 17:30 | 13.66 | EUR | 0.00 | 4 |
| Hanover | 2024/ 09/17 | 17:25 | 13.67 | EUR | 0.00 | 2 |
| Hamburg | 2024/ 09/17 | 17:25 | 13.666 | EUR | 0.00 | 3 |
| Frankfurt | 2024/ 09/17 | 21:00 | 13.616 | EUR | 0.03 | 9 |
| Euronext Paris | 2024/ 09/17 | 17:35 | 13.638 | EUR | 28.62 | 4,182 |
| Euronext Milan MTF Trading After Hours | 2024/ 09/17 | 20:28 | 13.57 | EUR | 0.87 | 65 |
| Euronext Milan | 2024/ 09/17 | 17:44 | 13.642 | EUR | 147.69 | 10,591 |
| Duesseldorf | 2024/ 09/17 | 19:31 | 13.554 | EUR | 0.00 | 6 |
| Berlin | 2024/ 09/17 | 08:08 | 13.572 | EUR | 0.00 | 3 |

Company profile

Company Logo



Contact Details

STELLANTIS NV

--

Taurusavenue 1 - 2132 LS Hoofddorp

Telefon: +31-23-700-1511

Fax: +

E-mail: communications@stellantis.com

Company Profile

-

Members of Management Board

Carlos Tavares Chairman of Managing Board

Arnaud Deboeuf Member of Executive Committee

Beatrice Foucher Member of Executive Committee

Bertrand Blaise Member of Executive Committee

Giorgio Fossati Member of Executive Committee

Gregoire Olivier Member of Executive Committee

Jean-Pierre Ploue Member of Executive Committee

Maxime Picat Member of Executive Committee

Natalie Knight Member of Executive Committee

Ned Curic Member of Executive Committee

Olivier Bourges Member of Executive Committee

Philippe de Rovira Member of Executive Committee

Ralph Gilles Member of Executive Committee

Richard Schwarzwald Member of Executive Committee

Xavier Chéreau Member of Executive Committee

Yves Bonnefont Member of Executive Committee

Board of directors

John Jacob Philip Elkann Chairman of Supervisory Board

Ann Godbehere Member of Supervisory Board

Benoît Ribadeau-Dumas Member of Supervisory Board

Claudia Parzani Member of Supervisory Board

Fiona Cicconi Member of Supervisory Board

Henri de la Croix de Castries Member of Supervisory Board

Jacques de Saint-Exupéry Member of Supervisory Board

Nicolas Dufourcq Member of Supervisory Board

Robert Peugeot Member of Supervisory Board

Wan Ling Martello Member of Supervisory Board