

ADIDAS AG (1ADS) - EUX/20220218

2021/09/28 18:58:00

Price
266.179 EUR

Difference  -4.25% (-11.82)

General attributes

Symbol	1ADSG22
Exchange	Eurex
Currency	EUR
Security type	Future
Underlying	ADIDAS AG
Maturity	02-2022
Contract size	100

Market data

Bid (Bid size)	- EUR (-)
Ask (Ask size)	- EUR (-)
Open	266.179 EUR
High	266.179 EUR
Low	266.179 EUR
Close (prev. day)	277.9998 EUR
Underlying	ADIDAS AG
Underlying price (date)	266.75 (21/09/28)
Settlement price (date)	266.18 (21/09/28)
Open Interest	0

Performance and Risk

	6m	1y	3y
Perf (%)	+6.76%	-	-
Perf (abs.)	+17.61	-	-
Beta	-	-	-
Volatility	26.62	29.02	29.02

Futures and Options

Related Futures	-
Related Options	-












Information about previous performance does not guarantee future performance.
 Source: FactSet

Price data

Ø price 5 days Ø volume 5 days (pcs.)	282.703 EUR (0)
Ø price 30 days Ø volume 30 days (pcs.)	295.625 EUR (0)
Ø price 100 days Ø volume 100 days (pcs.)	301.285 EUR (0)
Ø price 250 days Ø volume 250 days (pcs.)	- EUR (0)
YTD High date	335.238 EUR (2021/08/04)
YTD Low date	251.467 EUR (2021/05/04)
52 Weeks High date	335.238 EUR (2021/08/04)
52 Weeks Low date	251.467 EUR (2021/05/04)

Recent Research

on underlying	on sector	on market	
Date		Headline	Download
2021/09/22		Global Equity Ratings	
2021/09/22		Aktienempfehlungen Global	
2021/09/16		Global Equity Ratings	
2021/09/16		Aktienempfehlungen Global	
2021/08/20		Global Equity Ratings	