

ILLINOIS TOOL WORKS INC.

ISIN: **US4523081093** WKN: **452308109**

Overview

2024/07/26 17:35:31

Price
227.30 EURDifference  3.27% (7.20)

General attributes

ISIN	US4523081093
Symbol	ITW
Exchange	Xetra
Currency	EUR
Sector	Industry
Security type	Stock
Market cap (m)	68,059 EUR
Benchmark	S&P 500

Market data

Bid (Bid size)	-
Ask (Ask size)	-
Open	223.80 EUR
High	227.30 EUR
Low	223.80 EUR
Close (prev. day)	220.10 EUR
VWAP	223.80 EUR
Volume (pcs)	34
Trading volume	7,609.20
Number of trades	1
Last size	0

Futures and Options











Related Futures	-
Related Options	-

5y



Information about previous performance does not guarantee future performance.
Source: FactSet

Recent research

on sector		on market	
Date		Headline	Download
2024/07/26		Equity Weekly	
2024/07/24		Global Equity Ratings	
2024/07/24		Aktienempfehlungen Global	
2024/07/15		Aktienempfehlungen Global	
2024/07/12		Global Equity Ratings	

Details

2024/07/26 17:35:31

Price

227.30 EUR

Difference ▲ 3.27% (7.20)

General attributes

ISIN	US4523081093
Symbol	ITW
Exchange	Xetra
Currency	EUR
Sector	Industry
Security type	Stock
Market cap (m)	68,059 EUR
Benchmark	S&P 500

Market data

Bid (Bid size)	-
Ask (Ask size)	-
Open	223.80 EUR
High	227.30 EUR
Low	223.80 EUR
Close (prev. day)	220.10 EUR
VWAP	223.80 EUR
Volume (pcs)	34
Trading volume	7,609.20
Number of trades	1
Last size	0

Performance and Risk

	6m	1y	3y
Perf (%)	-6.38%	-1.04%	+18.23%
Perf (abs.)	-15.50	-2.40	+35.05
Beta	0.56	0.69	0.85
Volatility	17.43	16.41	21.04

5y



Information about previous performance does not guarantee future performance.
Source: FactSet

Price data

Ø price 5 days Ø volume 5 days (pcs.)	223.58 EUR (55)
Ø price 30 days Ø volume 30 days (pcs.)	222.55 EUR (48)
Ø price 100 days Ø volume 100 days (pcs.)	230.32 EUR (115)
Ø price 250 days Ø volume 250 days (pcs.)	228.41 EUR (79)
YTD High date	256.00 EUR (2024/04/02)
YTD Low date	214.70 EUR (2024/07/08)
52 Weeks High date	256.00 EUR (2024/04/02)
52 Weeks Low date	207.30 EUR (2023/10/24)

Arbitrage views

Exchange ⊕	Date	Time	Price	Trading volume (mio.)	Number of trades
Xetra	2024/07/26	17:35	227.30 EUR	0.01	1
Vienna Stock Exchange	2024/07/26	17:32	227.50 EUR	0.00	5
Tradegate	2024/07/26	22:26	228.10 EUR	0.11	20
Stuttgart	2024/07/26	16:09	227.50 EUR	0.00	5
NYSE	2024/07/26	22:00	247.49 USD	218.33	18,769

	26						
Munich	2024/07/26	08:00	224.70	EUR	0.00		2
London Stock Exchange	2024/07/22	15:30	244.11	USD	0.01		1
Hanover	2024/07/26	08:01	224.70	EUR	0.00		3
Frankfurt	2024/07/26	08:05	224.80	EUR	0.00		2
Duesseldorf	2024/07/26	19:31	228.50	EUR	0.00		7
Berlin	2024/07/26	11:08	225.80	EUR	0.01		2

Company profile

Company Logo



Contact Details

ILLINOIS TOOL WORKS INC.

--

155 Harlem Avenue - 60025 Glenview

Telefon: +1-224-661-8870

Fax: +

E-mail: -

Company Profile

-

Members of Management Board

Ernest Santi Chairman of Board of Directors

Daniel Brutto Member of Board of Directors

Darrell Ford Member of Board of Directors

David Smith Member of Board of Directors

Jaime Irick Member of Board of Directors

James Griffith Member of Board of Directors

Jay Henderson Member of Board of Directors

Kelly Grier Member of Board of Directors

Pamela Strobel Member of Board of Directors

Richard Lenny Member of Board of Directors

Susan Crown Member of Board of Directors

Christopher A. O'Herlihy Chairman of Managing Board

Axel Beck Member of Executive Committee

E. Scott Santi Member of Executive Committee

Guilherme Silva Member of Executive Committee

Jennifer Kaplan Schott Member of Executive Committee

Kenneth Escoe Member of Executive Committee

Mary K. Lawler Member of Executive Committee

Michael M. Larsen Member of Executive Committee

Michael R. Zimmermann Member of Executive Committee

Patricia Hartzell Member of Executive Committee

Sharon Szafranski Member of Executive Committee

Xavier Gracia Member of Executive Committee