

ALIGN TECHNOLOGY INC.

ISIN: **US0162551016** WKN: **016255101**

Overview

2023/09/08 17:35:30

Price

313.40 EUR

Difference  -2.79% (-9.00)

General attributes

ISIN US0162551016

Symbol ALGN

Exchange Xetra

Currency EUR

Sector Chemical / Pharmaceutical / Health

Security type Stock

Market cap (m) 15,155 EUR

Benchmark S&P 500

Market data

Bid (Bid size) -

Ask (Ask size) -

Open 321.00 EUR

High 321.00 EUR

Low 313.40 EUR

Close (prev. day) 322.40 EUR

VWAP 321.00 EUR

Volume (pcs) 16

Trading volume 5,136.00

Number of trades 2

Last size 16

Futures and Options

Related Futures -

Related Options -






5y



Information about previous performance does not guarantee future performance.

Source: FactSet

Recent research

on sector		on market	
Date		Headline	Download
2024/10/14		Aktienempfehlungen Österreich	
2024/09/27		Global Equity Ratings	
2024/09/27		Aktienempfehlungen Global	
2024/09/23		Aktienempfehlungen Österreich	
2024/09/13		Equity Weekly	

Details

2023/09/08 17:35:30

Price

313.40 EUR

Difference ▼ -2.79% (-9.00)

General attributes

ISIN	US0162551016
Symbol	ALGN
Exchange	Xetra
Currency	EUR
Sector	Chemical / Pharmaceutical / Health
Security type	Stock
Market cap (m)	15,155 EUR
Benchmark	S&P 500

Market data

Bid (Bid size)	-
Ask (Ask size)	-
Open	321.00 EUR
High	321.00 EUR
Low	313.40 EUR
Close (prev. day)	322.40 EUR
VWAP	321.00 EUR
Volume (pcs)	16
Trading volume	5,136.00
Number of trades	2
Last size	16

Performance and Risk

	6m	1y	3y
Perf (%)	-0.43%	+28.10%	-
Perf (abs.)	-1.35	+68.75	-
Beta	1.40	1.76	1.67
Volatility	50.03	59.78	52.15

5y



Information about previous performance does not guarantee future performance.
Source: FactSet

Price data

Ø price 5 days Ø volume 5 days (pcs.)	334.50 EUR (12)
Ø price 30 days Ø volume 30 days (pcs.)	331.32 EUR (13)
Ø price 100 days Ø volume 100 days (pcs.)	307.47 EUR (24)
Ø price 250 days Ø volume 250 days (pcs.)	264.45 EUR (53)
YTD High date	363.00 EUR (2023/07/27)
YTD Low date	199.34 EUR (2023/01/02)
52 Weeks High date	363.00 EUR (2023/07/27)
52 Weeks Low date	173.76 EUR (2022/12/07)

All listings for ALIGN TECHNOLOGY INC.

Exchange ⊕	Date	Time	Price	Trading volume (mio.)	Number of trades
Xetra	2023/09/08	17:35	313.40 EUR	0.01	2
Vienna Stock Exchange	2024/10/18	17:32	200.40 EUR	0.00	5
Tradegate	2024/10/18	22:26	202.20 EUR	0.02	8
Stuttgart	2024/10/18	21:31	201.10 EUR	0.00	8
Nasdaq	2024/10/	22:00	219.70 USD	180.81	20,225

	18						
Munich	2024/10/18	08:01	199.70	EUR	0.00		1
London Stock Exchange	2024/10/18	16:49	216.51	USD	0.01		2
Hanover	2024/10/18	17:25	199.50	EUR	0.00		4
Frankfurt	2024/10/18	09:27	198.20	EUR	0.00		2
Duesseldorf	2024/10/18	19:32	200.30	EUR	0.00		7
Berlin	2024/10/18	08:02	198.95	EUR	0.00		2

Company profile

Company Logo



Contact Details

ALIGN TECHNOLOGY INC.

--

410 North Scottsdale Road, Suite 1300 -
85288 Tempe

Telefon: +1-602-742-2000

Fax: +

E-mail: -

Company Profile

-

Members of Management Board

C. Larkin	Chairman of Board of Directors
Andrea Saia	Member of Board of Directors
Anne Myong	Member of Board of Directors
George Morrow	Member of Board of Directors
Joseph Lacob	Member of Board of Directors
Kevin Conroy	Member of Board of Directors
Kevin Dallas	Member of Board of Directors
Mojdeh Poul	Member of Board of Directors
Susan Siegel	Member of Board of Directors
Joseph M. Hogan	Chairman of Managing Board
Emory Wright	Member of Executive Committee
Jennifer Olson	Member of Executive Committee
John F. Morici	Member of Executive Committee
Julie Coletti	Member of Executive Committee
Karim Boussebaa	Member of Executive Committee
Raj Pudipeddi	Member of Executive Committee
Simon Beard	Member of Executive Committee
Sreelakshmi Kolli	Member of Executive Committee
Stuart Hockridge	Member of Executive Committee
Zelko Relic	Member of Executive Committee