

INDIVA LTD.

ISIN: CA45580J1012

WKN: 45580J101

Overview

2024/06/13 09:59:01

Price
0.01 EURDifference  -16.67% (-0.00)

General attributes

ISIN	CA45580J1012
Symbol	NDVAF
Exchange	Frankfurt
Currency	EUR
Sector	Chemical / Pharmaceutical / Health
Security type	Stock
Market cap (m)	4 EUR
Benchmark	S&P/TSX 60 INDEX

Market data

Bid (Bid size)	-
Ask (Ask size)	-
Open	0.01 EUR
High	0.01 EUR
Low	0.01 EUR
Close (prev. day)	0.012 EUR
VWAP	0.02 EUR
Volume (pcs)	0
Trading volume	0.00
Number of trades	4
Last size	0

Futures and Options










Related Futures	-
Related Options	-

5y



Information about previous performance does not guarantee future performance.
Source: FactSet

Recent research

on sector		
Date	Headline	Download
2024/07/09	 Aktienempfehlungen Österreich	
2024/06/24	 Aktienempfehlungen Österreich	
2024/06/21	 Global Equity Ratings	
2024/06/21	 Aktienempfehlungen Global	
2024/06/14	 Equity Weekly	

Details

2024/06/13 09:59:01

Price
0.01 EURDifference ▼ -16.67% (-0.00)

General attributes

ISIN	CA45580J1012
Symbol	NDVAF
Exchange	Frankfurt
Currency	EUR
Sector	Chemical / Pharmaceutical / Health
Security type	Stock
Market cap (m)	4 EUR
Benchmark	S&P/TSX 60 INDEX

Market data

Bid (Bid size)	-
Ask (Ask size)	-
Open	0.01 EUR
High	0.01 EUR
Low	0.01 EUR
Close (prev. day)	0.012 EUR
VWAP	0.02 EUR
Volume (pcs)	0
Trading volume	0.00
Number of trades	4
Last size	0

Performance and Risk

	6m	1y	3y
Perf (%)	-65.52%	-64.29%	-95.76%
Perf (abs.)	-0.02	-0.02	-0.23
Beta	4.37	4.56	1.69
Volatility	129.12	201.37	132.98

5y



Information about previous performance does not guarantee future performance.
Source: FactSet

Price data

Ø price 5 days Ø volume 5 days (pcs.)	0.01 EUR (0)
Ø price 30 days Ø volume 30 days (pcs.)	0.02 EUR (68)
Ø price 100 days Ø volume 100 days (pcs.)	0.03 EUR (21)
Ø price 250 days Ø volume 250 days (pcs.)	0.02 EUR (412)
YTD High date	0.04 EUR (2024/01/09)
YTD Low date	0.01 EUR (2024/06/11)
52 Weeks High date	0.04 EUR (2024/01/09)
52 Weeks Low date	0.01 EUR (2023/08/07)

Arbitrage views

Exchange <input type="checkbox"/>	Date	Time	Price	Trading volume (mio.)	Number of trades
Stuttgart	-	-	-	0.00	-
Frankfurt	2024/06/13	09:59	0.01 EUR	0.00	4
FINRA other OTC Issues	2024/06/12	20:47	0.0210 USD	0.01	15
Berlin	2024/06/13	12:58	0.019 EUR	0.00	8

Company profile

Company Logo



Company Profile

-

Contact Details

INDIVA

--

Preston Street, Suite 710 333 K1S 5N4
Ottawa

Telefon: +1 613 883-8541

Fax: -

E-mail: contact@indiva.com