

SAGA PURE ASA

ISIN: NO0010572589

WKN: -

Overview

2024/08/09 22:02:10

Price
0.1055 EURDifference  -0.94% (-0.00)

General attributes

ISIN	NO0010572589
Symbol	SAGA
Exchange	Tradegate
Currency	EUR
Sector	Transport
Security type	Stock
Market cap (m)	51 EUR
Benchmark	NORWAY OSLO BORS ALL SHARE(TRG)

Market data

Bid (Bid size)	0.103 EUR (30,100)
Ask (Ask size)	0.108 EUR (28,800)
Open	0.1055 EUR
High	0.1055 EUR
Low	0.1055 EUR
Close (prev. day)	0.1065 EUR
VWAP	0.1045 EUR
Volume (pcs)	-
Trading volume	-
Number of trades	1
Last size	-

Futures and Options




Related Futures	-
Related Options	-

5y



Information about previous performance does not guarantee future performance.
Source: FactSet

Recent research

on sector			
Date		Headline	Download
2024/08/09		Equity Weekly	
2024/07/29		Aktienempfehlungen Österreich	
2024/07/24		Global Equity Ratings	
2024/07/24		Aktienempfehlungen Global	
2024/07/15		Aktienempfehlungen Global	

Details

2024/08/09 22:02:10

Price
0.1055 EUR

Difference ▼ -0.94% (-0.00)

General attributes

ISIN	NO0010572589
Symbol	SAGA
Exchange	Tradegate
Currency	EUR
Sector	Transport
Security type	Stock
Market cap (m)	51 EUR
Benchmark	NORWAY OSLO BORS ALL SHARE(TRG)

Market data

Bid (Bid size)	0.103 EUR (30,100)
Ask (Ask size)	0.108 EUR (28,800)
Open	0.1055 EUR
High	0.1055 EUR
Low	0.1055 EUR
Close (prev. day)	0.1065 EUR
VWAP	0.1045 EUR
Volume (pcs)	-
Trading volume	-
Number of trades	1
Last size	-

Performance and Risk

	6m	1y	3y
Perf (%)	-9.44%	-16.67%	-61.83%
Perf (abs.)	-0.01	-0.02	-0.17
Beta	0.21	0.18	0.45
Volatility	16.34	18.20	36.36

5y



Information about previous performance does not guarantee future performance.
Source: FactSet

Price data

Ø price 5 days Ø volume 5 days (pcs.)	0.1043 EUR (2,700)
Ø price 30 days Ø volume 30 days (pcs.)	0.1075 EUR (3,288)
Ø price 100 days Ø volume 100 days (pcs.)	0.1095 EUR (4,316)
Ø price 250 days Ø volume 250 days (pcs.)	0.1145 EUR (6,602)
YTD High date	0.1234 EUR (2024/01/30)
YTD Low date	0.1015 EUR (2024/08/06)
52 Weeks High date	0.1294 EUR (2023/08/10)
52 Weeks Low date	0.0989 EUR (2023/11/24)

All listings for SAGA PURE ASA

Exchange	Date	Time	Price	Trading volume (mio.)	Number of trades
Tradegate	2024/08/09	22:02	0.1055 EUR	0.00	1
Stuttgart	2024/08/09	17:08	0.0974 EUR	0.00	13
Munich	2024/08/09	08:11	0.1055 EUR	0.00	1
London Stock Exchange	2023/11/27	15:03	1.316 NOK	0.01	1
Frankfurt	2024/08/09	21:43	0.078 EUR	0.00	3

	09					
First North Stockholm	2024/01/ 19	10:51	1.34 NOK	0.00		1
Duesseldorf	2024/08/ 09	08:12	0.103 EUR	0.00		2
Berlin	2024/08/ 09	21:43	0.1055 EUR	0.00		18

Company profile

Company Logo



Company Profile

-

Contact Details

SAGA PURE

--

Telefon: -

Fax: -

E-mail: -