

ALLIANZ (ALVG) - EUX/20220121

2021/06/23 18:50:53

Price
212.4785 EUR

Difference  **-1.18% (-2.54)**

General attributes

Symbol	ALVGF22
Exchange	Eurex
Currency	EUR
Security type	Future
Underlying	ALLIANZ SE
Maturity	01-2022
Contract size	100

Market data

Bid (Bid size)	- EUR (-)
Ask (Ask size)	- EUR (-)
Open	212.4785 EUR
High	212.4785 EUR
Low	212.4785 EUR
Close (prev. day)	215.0176 EUR
Underlying	ALLIANZ SE
Underlying price (date)	213.15 (21/06/23)
Settlement price (date)	212.48 (21/06/23)
Open Interest	0

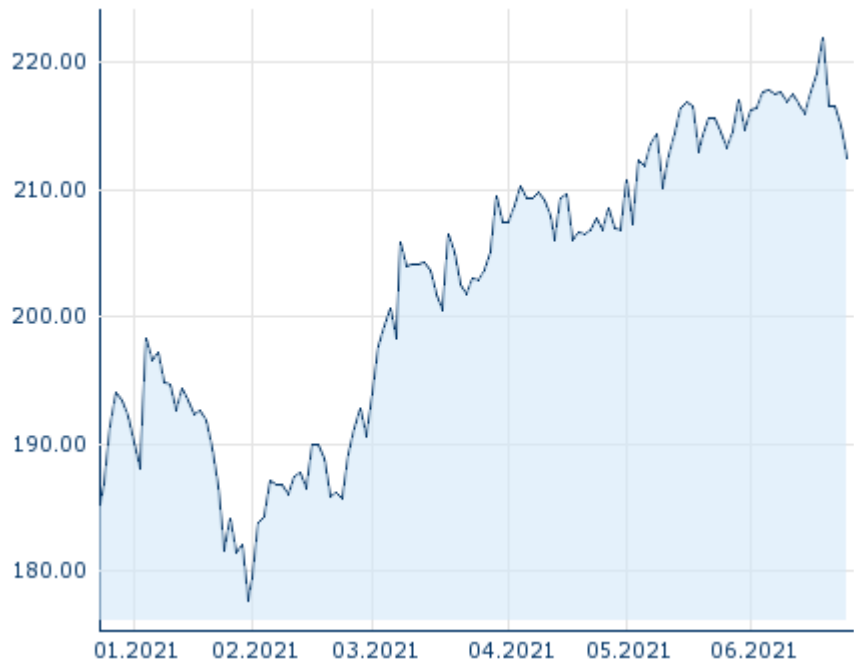
Performance and Risk

	6m	1y	3y
Perf (%)	+11.00%	-	-
Perf (abs.)	+21.06	-	-
Beta	-	-	-
Volatility	18.96	19.06	19.06

Futures and Options

Related Futures	-
Related Options	-

5y












Information about previous performance does not guarantee future performance.
Source: FactSet

Price data

Ø price 5 days Ø volume 5 days (pcs.)	216.5050 EUR (0)
Ø price 30 days Ø volume 30 days (pcs.)	216.2242 EUR (0)
Ø price 100 days Ø volume 100 days (pcs.)	205.7283 EUR (0)
Ø price 250 days Ø volume 250 days (pcs.)	- EUR (0)
YTD High date	221.9256 EUR (2021/06/17)
YTD Low date	177.7116 EUR (2021/01/29)
52 Weeks High date	221.9256 EUR (2021/06/17)
52 Weeks Low date	177.7116 EUR (2021/01/29)

Recent Research

on underlying	on sector	on market	
Date		Headline	Download
2021/06/22		Global Equity Ratings	
2021/06/22		Aktienempfehlungen Global	
2021/06/17		Global Equity Ratings	
2021/06/17		Aktienempfehlungen Global	
2021/06/10		Global Equity Ratings	