

## FRESENIUS SE &amp; CO. KGAA

ISIN: DE0005785604 WKN: 578560

## Overview

2024/05/03 22:26:23

Price  
27.98 EURDifference  -0.92% (-0.26)

## General attributes

|                |                                    |
|----------------|------------------------------------|
| ISIN           | DE0005785604                       |
| Symbol         | FRE                                |
| Exchange       | Tradegate                          |
| Currency       | EUR                                |
| Sector         | Chemical / Pharmaceutical / Health |
| Security type  | Stock                              |
| Market cap (m) | 15,742 EUR                         |
| Benchmark      | GERMANY DAX                        |

## Market data

|                   |                 |
|-------------------|-----------------|
| Bid (Bid size)    | 27.86 EUR (650) |
| Ask (Ask size)    | 28.10 EUR (650) |
| Open              | 28.40 EUR       |
| High              | 28.40 EUR       |
| Low               | 27.86 EUR       |
| Close (prev. day) | 28.24 EUR       |
| VWAP              | 28.14033 EUR    |
| Volume (pcs)      | 44,062          |
| Trading volume    | 1,239,919.08    |
| Number of trades  | 269             |
| Last size         | -               |

## Futures and Options

|                 |    |
|-----------------|----|
| Related Futures | 53 |
| Related Options | -  |

5y











Information about previous performance does not guarantee future performance.

Source: FactSet

## Erste Group related products on underlying

| Product type         | # products |
|----------------------|------------|
| Reverse convertibles | 1          |
| Turbos               | 34         |

## Recent research

| on instrument | on sector   | on market   |
|---------------|---|---|
| Date          | Headline  | Download  |
| 2022/05/04    |  Global Equity Ratings     |  |
| 2022/05/04    |  Aktienempfehlungen Global |  |
| 2022/04/27    |  Global Equity Ratings     |  |
| 2022/04/27    |  Aktienempfehlungen Global |  |
| 2022/04/14    |  Global Equity Ratings     |  |

## Details

2024/05/03 22:26:23

## Price

27.98 EUR

Difference ▼ -0.92% (-0.26)

## General attributes

|                |                                    |
|----------------|------------------------------------|
| ISIN           | DE0005785604                       |
| Symbol         | FRE                                |
| Exchange       | Tradegate                          |
| Currency       | EUR                                |
| Sector         | Chemical / Pharmaceutical / Health |
| Security type  | Stock                              |
| Market cap (m) | 15,742 EUR                         |
| Benchmark      | GERMANY DAX                        |

## Market data

|                   |                 |
|-------------------|-----------------|
| Bid (Bid size)    | 27.86 EUR (650) |
| Ask (Ask size)    | 28.10 EUR (650) |
| Open              | 28.40 EUR       |
| High              | 28.40 EUR       |
| Low               | 27.86 EUR       |
| Close (prev. day) | 28.24 EUR       |
| VWAP              | 28.14033 EUR    |
| Volume (pcs)      | 44,062          |
| Trading volume    | 1,239,919.08    |
| Number of trades  | 269             |
| Last size         | -               |

## Performance and Risk

|             | 6m      | 1y     | 3y      |
|-------------|---------|--------|---------|
| Perf (%)    | +10.39% | +8.46% | -32.00% |
| Perf (abs.) | +2.63   | +2.18  | -13.15  |
| Beta        | 0.59    | 0.74   | 0.73    |
| Volatility  | 22.76   | 25.86  | 27.19   |

5y



Information about previous performance does not guarantee future performance.  
Source: FactSet

## Price data

|   |                        |
|---|------------------------|
| Ø price 5 days   Ø volume 5 days (pcs.)     | 27.79 EUR (48,152)     |
| Ø price 30 days   Ø volume 30 days (pcs.)   | 26.01 EUR (73,178)     |
| Ø price 100 days   Ø volume 100 days (pcs.) | 26.50 EUR (73,574)     |
| Ø price 250 days   Ø volume 250 days (pcs.) | 26.97 EUR (69,018)     |
| YTD High   date                             | 29.20 EUR (2024/01/03) |
| YTD Low   date                              | 24.33 EUR (2024/03/26) |
| 52 Weeks High   date                        | 31.22 EUR (2023/09/20) |
| 52 Weeks Low   date                         | 23.94 EUR (2023/11/01) |

## Erste Group related products on underlying

| Product type         | # products |
|----------------------|------------|
| Reverse convertibles | 1          |
| Turbos               | 34         |

## All listings for FRESENIUS SE &amp; CO. KGAA

| Exchange | Date       | Time  | Price     | Trading volume (mio.) | Number of trades |
|----------|------------|-------|-----------|-----------------------|------------------|
| Xetra    | 2024/05/03 | 17:35 | 27.95 EUR | 24.68                 | 2,556            |

|   |                |       |            |      |     |
|---|----------------|-------|------------|------|-----|
| Vienna Stock Exchange                             | 2024/<br>05/03 | 17:32 | 28.00 EUR  | 0.00 | 2   |
| Tradegate   | 2024/<br>05/03 | 22:26 | 27.98 EUR  | 1.24 | 269 |
| Stuttgart   | 2024/<br>05/03 | 21:59 | 27.87 EUR  | 0.42 | 186 |
| SIX Swiss Exchange                                | 2023/<br>02/17 | 17:35 | 29.00 EUR  | 0.00 | 1   |
| SIX Swiss Exchange                                | 2020/<br>04/01 | 05:55 | 53.06 CHF  | 0.00 | 1   |
| Munich  | 2024/<br>05/03 | 08:00 | 28.17 EUR  | 0.00 | 1   |
| London Stock Exchange<br>European Trade Reporting | 2024/<br>05/03 | 17:30 | 27.925 EUR | 0.00 | 3   |
| Hanover   | 2024/<br>05/03 | 09:00 | 28.28 EUR  | 0.01 | 2   |
| Hamburg   | 2024/<br>05/03 | 14:20 | 28.18 EUR  | 0.08 | 2   |
| Frankfurt   | 2024/<br>05/03 | 17:27 | 28.02 EUR  | 0.03 | 9   |
| FINRA other OTC Issues                            | 2024/<br>04/19 | 16:40 | 26.65 USD  | 0.01 | 2   |
| Euronext Milan MTF Trading<br>After Hours         | 2024/<br>02/23 | 18:00 | 26.45 EUR  | 0.01 | 1   |
| Euronext Milan MTF Global<br>Equity Market        | 2024/<br>05/03 | 17:44 | 28.01 EUR  | 0.00 | 3   |
| Duesseldorf                                       | 2024/<br>05/03 | 19:31 | 27.84 EUR  | 0.00 | 7   |
| Berlin  | 2024/<br>05/03 | 21:52 | 27.98 EUR  | 0.00 | 17  |

# Company profile

## Company Logo



### Contact Details

FRESENIUS SE & CO. KGAA

--

Else-Kröner-Strasse 1 - 61352 Bad Homburg

Telefon: +49-6172-608-0

Fax: +49-6172-608-2628

E-mail: pr-fre@fresenius.com

## Company Profile

-

### Members of Management Board

Michael Sen Chairman of Managing Board

Michael Moser Member of Executive Committee

Pierluigi Antonelli Member of Executive Committee

Robert Möller Member of Executive Committee

Sara Lisa Hennicken Member of Executive Committee

### Board of directors

Wolfgang Kirsch Chairman of Supervisory Board

Christoph Zindel Member of Supervisory Board

Iris Löw-Friedrich Member of Supervisory Board

Michael Albrecht Member of Supervisory Board

Bernd Behlert Member of Supervisory Board

Frauke Lehmann Member of Supervisory Board

Grit Genster Member of Supervisory Board

Holger Michel Member of Supervisory Board

Konrad Kölbl Member of Supervisory Board

Michael Diekmann Member of Supervisory Board

Oscar Romero de Paco Member of Supervisory Board

Susanne Zeidler Member of Supervisory Board