


BORALEX INC. CLASS A

ISIN: CA09950M3003 WKN: 09950M300

Overview

2024/04/26 22:00:00		
Price	27.31 CAD	
Difference		0.55% (0.15)

General attributes	
ISIN	CA09950M3003
Symbol	BLX
Exchange	Toronto Stock Exchange
Currency	CAD
Sector	Energy / Commodities
Security type	Stock
Market cap (m)	1,916 EUR
Benchmark	S&P/TSX 60 INDEX



Market data	
Bid (Bid size)	27.19 CAD (200)
Ask (Ask size)	27.50 CAD (200)
Open	27.28 CAD
High	27.60 CAD
Low	27.16 CAD
Close (prev. day)	27.16 CAD
VWAP	27.32197 CAD
Volume (pcs)	169,939
Trading volume	4,643,068.19
Number of trades	964
Last size	100

Futures and Options	
Related Futures	-
Related Options	-




Information about previous performance does not guarantee future performance.  
Source: FactSet

Recent research

on sector			
Date		Headline	Download
2024/04/26		Equity Weekly	
2024/04/26		Global Equity Ratings	
2024/04/26		Aktienempfehlungen Global	
2024/04/15		Aktienempfehlungen Österreich	
2024/04/12		Equity Weekly	

Details

2024/04/26 22:00:00		
Price	27.31 CAD	
Difference		0.55% (0.15)

General attributes	
ISIN	CA09950M3003
Symbol	BLX
Exchange	Toronto Stock Exchange
Currency	CAD
Sector	Energy / Commodities
Security type	Stock
Market cap (m)	1,916 EUR
Benchmark	S&P/TSX 60 INDEX

Market data	
Bid (Bid size)	27.19 CAD (200)
Ask (Ask size)	27.50 CAD (200)
Open	27.28 CAD
High	27.60 CAD
Low	27.16 CAD
Close (prev. day)	27.16 CAD
VWAP	27.32197 CAD
Volume (pcs)	169,939
Trading volume	4,643,068.19
Number of trades	964
Last size	100

Performance and Risk			
	6m	1y	3y
Perf (%)	+3.06%	-31.30%	-35.10%
Perf (abs.)	+0.81	-12.44	-14.77
Beta	1.54	1.06	0.62
Volatility	30.41	28.35	28.37



Information about previous performance does not guarantee future performance.  
Source: FactSet

Price data	
Ø price 5 days   Ø volume 5 days (pcs.)	27.32 CAD (191,899)
Ø price 30 days   Ø volume 30 days (pcs.)	27.71 CAD (243,287)
Ø price 100 days   Ø volume 100 days (pcs.)	30.44 CAD (245,268)
Ø price 250 days   Ø volume 250 days (pcs.)	32.05 CAD (269,163)
YTD High   date	33.86 CAD (2024/01/10)
YTD Low   date	26.25 CAD (2024/04/17)
52 Weeks High   date	40.03 CAD (2023/04/27)
52 Weeks Low   date	25.40 CAD (2023/10/23)

Arbitrage views					
Exchange 	Date	Time	Price	Trading volume (mio.)	Number of trades
Tradegate	2024/04/26	22:26	18.67 EUR	0.00	1
Toronto Stock Exchange	2024/04/26	22:00	27.31 CAD	4.64	964
Stuttgart	2024/04/26	17:47	18.60 EUR	0.00	13
Munich	2024/04/26	08:03	18.73 EUR	0.00	2
Frankfurt	2024/04/26	08:43	18.55 EUR	0.00	2

	26						
FINRA other OTC Issues	2024/04/12	20:57	19.75 USD	0.01		4	
Duesseldorf	2024/04/26	08:10	18.53 EUR	0.00		3	
Berlin	2024/04/26	20:22	18.67 EUR	0.00		14	

# Company profile

## Company Logo



## Company Profile

-

### Contact Details

BORALEX INC

- -

Rue Lajeunesse 36 J0A 1B0 Kingsey Falls,  
QC

Telefon: +1 819 363 5860

Fax: +1 819 363 5866

E-mail: [patricia\\_lemaire@boralex.com](mailto:patricia_lemaire@boralex.com)