

ORION CORPORATION A

ISIN: **FI0009014369** WKN: **ORNAV**

Overview

2019/03/29 17:25:00

5y

Price

33.025 EUR

Difference  -0.30% (-0.10)

General attributes

ISIN	FI0009014369
Symbol	ORNAV
Exchange	London Stock Exchange
Currency	EUR
Sector	Chemical / Pharmaceutical / Health
Security type	Stock
Market cap (m)	5,118 EUR
Benchmark	OMX HELSINKI 25

Market data

Bid (Bid size)	32.20 EUR (1,000)
Ask (Ask size)	33.85 EUR (1,000)
Open	33.125 EUR
High	33.125 EUR
Low	33.025 EUR
Close (prev. day)	33.125 EUR
VWAP	35.058864 EUR
Volume (pcs)	-
Trading volume	-
Number of trades	2
Last size	-




Futures and Options

Related Futures	-
Related Options	-

Chart
not available

Information about previous performance does not guarantee future performance.
Source: FactSet

Recent research

on sector		on market	
Date		Headline	Download
2024/04/29		Aktienempfehlungen Österreich	
2024/04/26		Global Equity Ratings	
2024/04/26		Aktienempfehlungen Global	
2024/04/15		Aktienempfehlungen Österreich	
2024/04/03		Global Equity Ratings	

Details

2019/03/29 17:25:00

Price
33.025 EUR

Difference  -0.30% (-0.10)

General attributes

ISIN	F10009014369
Symbol	ORNAV
Exchange	London Stock Exchange
Currency	EUR
Sector	Chemical / Pharmaceutical / Health
Security type	Stock
Market cap (m)	5,118 EUR
Benchmark	OMX HELSINKI 25

Market data

Bid (Bid size)	32.20 EUR (1,000)
Ask (Ask size)	33.85 EUR (1,000)
Open	33.125 EUR
High	33.125 EUR
Low	33.025 EUR
Close (prev. day)	33.125 EUR
VWAP	35.058864 EUR
Volume (pcs)	-
Trading volume	-
Number of trades	2
Last size	-

Performance and Risk

	6m	1y	3y
Perf (%)	+1.46%	+20.42%	+9.39%
Perf (abs.)	+0.48	+5.60	+2.83
Beta	0.56	0.57	0.43
Volatility	41.07	35.34	29.72

5y

Chart
not available

Information about previous performance does not guarantee future performance.
Source: FactSet

Price data

Ø price 5 days Ø volume 5 days (pcs.)	33.445 EUR (0)
Ø price 30 days Ø volume 30 days (pcs.)	32.539 EUR (27)
Ø price 100 days Ø volume 100 days (pcs.)	31.122 EUR (70)
Ø price 250 days Ø volume 250 days (pcs.)	29.703 EUR (29)
YTD High date	35.225 EUR (2019/03/20)
YTD Low date	28.950 EUR (2019/02/15)
52 Weeks High date	35.225 EUR (2019/03/20)
52 Weeks Low date	24.800 EUR (2018/07/05)

Arbitrage views

Exchange 	Date	Time	Price	Trading volume (mio.)	Number of trades
Nasdaq Helsinki	2024/05/08	17:29	36.50 EUR	0.17	83
London Stock Exchange	2019/03/29	17:25	33.025 EUR	0.00	2

Company profile

Company Logo



Contact Details

ORION OYJ

--

Orionintie 1A - 02200 Espoo

Telefon: +358-10-4261

Fax: +

E-mail: -

Company Profile

-

Members of Management Board

Liisa Hurme Chairman of Managing Board

Hao Pan Member of Executive Committee

Jani Korhonen Member of Executive Committee

Jari Karlson Member of Executive Committee

Juhani Kankaanpää Member of Executive Committee

Julia Macharey Member of Executive Committee

Niclas Lindstedt Member of Executive Committee

Olli Huotari Member of Executive Committee

Outi Vaarala Member of Executive Committee

Satu Ahomäki Member of Executive Committee

Virve Laitinen Member of Executive Committee

Board of directors

Veli-Matti Johannes Mattila Chairman of Supervisory Board

Ari Tapio Lehtoranta Member of Supervisory Board

Hilpi Rautelin Member of Supervisory Board

Eija Ronkainen Member of Supervisory Board

Henrik Stenqvist Member of Supervisory Board

Karen Sörensen Member of Supervisory Board

Kari Jussi Aho Member of Supervisory Board

Maziar Mike Doustdar Member of Supervisory Board