

DOLLAR GENERAL CORP

ISIN: **US2566771059** WKN: **256677105**

Overview

2024/05/21 14:44:21

Price

129.12 EUR

Difference  -0.95% (-1.24)

General attributes

ISIN	US2566771059
Symbol	DG
Exchange	Frankfurt
Currency	EUR
Sector	Commerce
Security type	Stock
Market cap (m)	27,880 EUR
Benchmark	S&P 500

Market data

Bid (Bid size)	131.94 EUR (300)
Ask (Ask size)	132.18 EUR (300)
Open	126.46 EUR
High	129.12 EUR
Low	126.46 EUR
Close (prev. day)	130.36 EUR
VWAP	129.12 EUR
Volume (pcs)	43
Trading volume	5,552.16
Number of trades	2
Last size	43

Futures and Options











Related Futures	-
Related Options	-

5y



Information about previous performance does not guarantee future performance.
Source: FactSet

Recent research

on sector		on market	
Date		Headline	Download
2024/04/26		Global Equity Ratings	
2024/04/26		Aktienempfehlungen Global	
2024/04/03		Global Equity Ratings	
2024/04/03		Aktienempfehlungen Global	
2024/03/13		Global Equity Ratings	

Details

2024/05/21 14:44:21

Price

129.12 EUR

Difference ▼ -0.95% (-1.24)

General attributes

ISIN	US2566771059
Symbol	DG
Exchange	Frankfurt
Currency	EUR
Sector	Commerce
Security type	Stock
Market cap (m)	27,880 EUR
Benchmark	S&P 500

Market data

Bid (Bid size)	131.94 EUR (300)
Ask (Ask size)	132.18 EUR (300)
Open	126.46 EUR
High	129.12 EUR
Low	126.46 EUR
Close (prev. day)	130.36 EUR
VWAP	129.12 EUR
Volume (pcs)	43
Trading volume	5,552.16
Number of trades	2
Last size	43

Performance and Risk

	6m	1y	3y
Perf (%)	+17.23%	-35.94%	-21.56%
Perf (abs.)	+19.16	-73.14	-35.84
Beta	0.55	0.41	0.55
Volatility	29.90	40.45	32.99

5y



Information about previous performance does not guarantee future performance.
Source: FactSet

Price data

Ø price 5 days Ø volume 5 days (pcs.)	131.21 EUR (5)
Ø price 30 days Ø volume 30 days (pcs.)	133.81 EUR (14)
Ø price 100 days Ø volume 100 days (pcs.)	131.85 EUR (31)
Ø price 250 days Ø volume 250 days (pcs.)	130.68 EUR (27)
YTD High date	152.00 EUR (2024/03/12)
YTD Low date	120.00 EUR (2024/01/04)
52 Weeks High date	198.40 EUR (2023/05/22)
52 Weeks Low date	96.40 EUR (2023/10/10)

Arbitrage views

Exchange ⊕	Date	Time	Price	Trading volume (mio.)	Number of trades
Xetra	2023/11/24	17:35	115.00 EUR	0.00	1
Vienna Stock Exchange	2024/05/21	17:32	131.32 EUR	0.01	4
Tradegate	2024/05/21	19:01	131.86 EUR	0.04	12
Stuttgart	2024/05/21	08:08	126.46 EUR	0.00	1
NYSE	2024/	21:02	143.315 USD	318.58	40,473

	05/21					
Munich	2024/ 05/21	08:02	127.14 EUR	0.00		1
London Stock Exchange	2024/ 05/08	16:49	138.20 USD	0.05		1
Hanover	2024/ 05/21	08:22	126.46 EUR	0.00		1
Frankfurt	2024/ 05/21	14:44	129.12 EUR	0.01		2
Euronext Milan MTF Trading After Hours	2023/ 12/14	19:13	118.80 EUR	0.00		1
Euronext Milan MTF Global Equity Market	2024/ 05/21	17:44	131.24 EUR	0.02		3
Duesseldorf	2024/ 05/21	19:31	131.62 EUR	0.00		5
Berlin	2024/ 05/21	08:02	126.44 EUR	0.00		1

Company profile

Company Logo



Contact Details

DOLLAR GENERAL CORP.

--

100 Mission Ridge - 37072 Goodlettsville

Telefon: +1-615-855-4000

Fax: +1-615-855-5180

E-mail: -

Company Profile

-

Members of Management Board

Mike Calbert Chairman of Board of Directors

Debra Sandler Member of Board of Directors

Ana Chadwick Member of Board of Directors

David Rowland Member of Board of Directors

Patricia Fili-Krushel Member of Board of Directors

Ralph Santana Member of Board of Directors

Timothy McGuire Member of Board of Directors

Warren Bryant Member of Board of Directors

Todd Vasos Chairman of Managing Board

Anita C. Elliott Member of Executive Committee

Carman Wenkoff Member of Executive Committee

Emily Taylor Member of Executive Committee

Kathy Reardon Member of Executive Committee

Kelly Dilts Member of Executive Committee

Rhonda M. Taylor Member of Executive Committee

Rod West Member of Executive Committee

Steve Deckard Member of Executive Committee