

UCORE RARE METALS INC.

ISIN: CA90348V3011 WKN: -

Overview

2024/07/26 08:05:14

Price
0.44 EURDifference  -0.23% (-0.00)

General attributes

ISIN CA90348V3011
 Symbol UCU
 Exchange Frankfurt
 Currency EUR
 Sector Energy / Commodities
 Security type Stock
 Market cap (m) 28 EUR
 Benchmark S&P/TSX 60 INDEX

Market data

Bid (Bid size) -
 Ask (Ask size) -
 Open 0.44 EUR
 High 0.44 EUR
 Low 0.44 EUR
 Close (prev. day) 0.441 EUR
 VWAP 0.454 EUR
 Volume (pcs) 0
 Trading volume 0.00
 Number of trades 2
 Last size 0

Futures and Options








Related Futures -
 Related Options -

5y



Information about previous performance does not guarantee future performance.
 Source: FactSet

Recent research

on sector		
Date	Headline	Download
2024/07/26	 Equity Weekly	
2024/07/24	 Global Equity Ratings	
2024/07/24	 Aktienempfehlungen Global	
2024/07/15	 Aktienempfehlungen Global	
2024/07/12	 Equity Weekly	

Details

2024/07/26 08:05:14

Price

0.44 EUR

Difference 📉 -0.23% (-0.00)

General attributes

ISIN	CA90348V3011
Symbol	UCU
Exchange	Frankfurt
Currency	EUR
Sector	Energy / Commodities
Security type	Stock
Market cap (m)	28 EUR
Benchmark	S&P/TSX 60 INDEX

Market data

Bid (Bid size)	-
Ask (Ask size)	-
Open	0.44 EUR
High	0.44 EUR
Low	0.44 EUR
Close (prev. day)	0.441 EUR
VWAP	0.454 EUR
Volume (pcs)	0
Trading volume	0.00
Number of trades	2
Last size	0

Performance and Risk

	6m	1y	3y
Perf (%)	-22.26%	-30.60%	-28.46%
Perf (abs.)	-0.13	-0.19	-0.18
Beta	0.59	0.27	0.56
Volatility	48.30	61.53	72.96

5y



Information about previous performance does not guarantee future performance.
Source: FactSet

Price data

Ø price 5 days Ø volume 5 days (pcs.)	0.45 EUR (0)
Ø price 30 days Ø volume 30 days (pcs.)	0.43 EUR (824)
Ø price 100 days Ø volume 100 days (pcs.)	0.47 EUR (665)
Ø price 250 days Ø volume 250 days (pcs.)	0.50 EUR (980)
YTD High date	0.66 EUR (2024/01/10)
YTD Low date	0.39 EUR (2024/07/03)
52 Weeks High date	0.66 EUR (2023/12/27)
52 Weeks Low date	0.39 EUR (2023/10/24)

All listings for UCORE RARE METALS INC.

Exchange	Date	Time	Price	Trading volume (mio.)	Number of trades
Tradegate	2024/07/26	22:02	0.454 EUR	0.00	1
TSX Venture Exchange	2024/07/26	20:20	0.68 CAD	0.02	11
Stuttgart	2024/07/26	14:44	0.45 EUR	0.00	5
Frankfurt	2024/07/26	08:05	0.44 EUR	0.00	2
FINRA other OTC	2024/07/26	20:04	0.49 USD	0.00	9

Issues	26					
Berlin	2024/07/26	20:48	0.449	EUR	0.00	20

Company profile

Company Logo



Company Profile

-

Contact Details

UCORE RARE METALS

--

Waterfront Drive, Suite 106 210 B4A 0H3
Bedford

Telefon: +1 902 482 5214

Fax: +1 (902) 492-0917

E-mail: info@ucore.com