

ONCOPEPTIDES AB

ISIN: SE0009414576 WKN: -

Overview

2024/05/03 19:57:37

Price

0.265 USD

Difference  -38.02% (-0.16)

General attributes

ISIN	SE0009414576
Symbol	ONCO
Exchange	FINRA other OTC Issues
Currency	USD
Sector	Chemical / Pharmaceutical / Health
Security type	Stock
Market cap (m)	23 EUR
Benchmark	OMX STOCKHOLM 30 INDEX

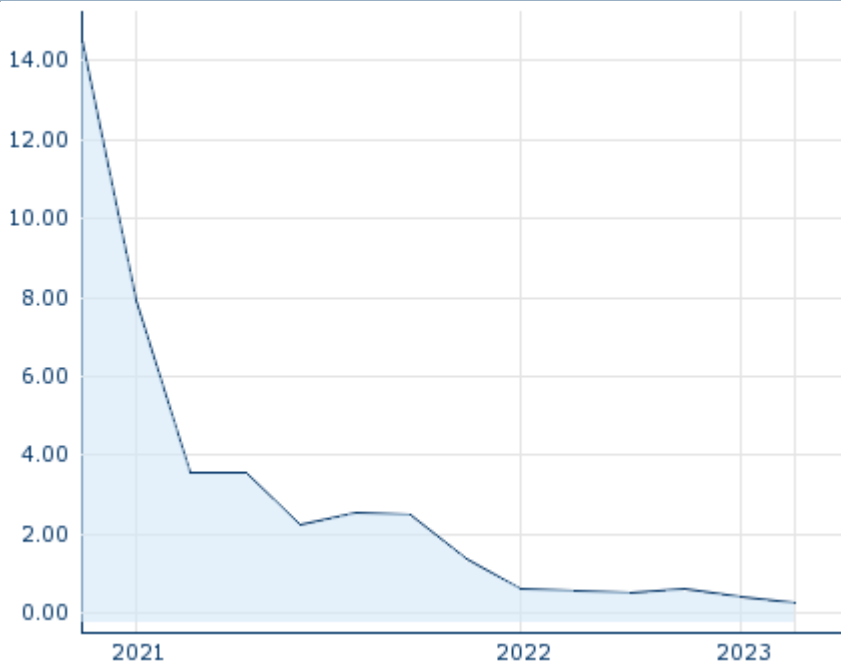
Market data

Bid (Bid size)	-
Ask (Ask size)	-
Open	0.265 USD
High	0.265 USD
Low	0.265 USD
Close (prev. day)	0.4276 USD
VWAP	0.265 USD
Volume (pcs)	200
Trading volume	53.00
Number of trades	1
Last size	200

Futures and Options

Related Futures	0
Related Options	-








5y



Information about previous performance does not guarantee future performance.

Source: FactSet

Recent research

on sector	Date	Headline	Download
	2024/06/21	 Global Equity Ratings	
	2024/06/21	 Aktienempfehlungen Global	
	2024/06/14	 Equity Weekly	
	2024/06/14	 Global Equity Ratings	
	2024/06/14	 Aktienempfehlungen Global	

Details

2024/05/03 19:57:37

Price

0.265 USD

Difference ▼ -38.02% (-0.16)

General attributes

ISIN	SE0009414576
Symbol	ONCO
Exchange	FINRA other OTC Issues
Currency	USD
Sector	Chemical / Pharmaceutical / Health
Security type	Stock
Market cap (m)	23 EUR
Benchmark	OMX STOCKHOLM 30 INDEX

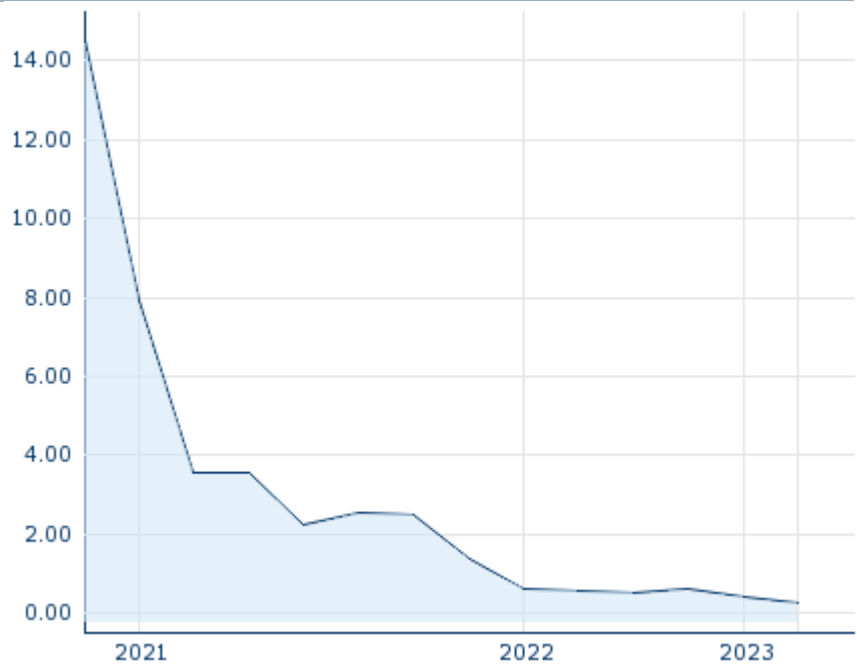
Market data

Bid (Bid size)	-
Ask (Ask size)	-
Open	0.265 USD
High	0.265 USD
Low	0.265 USD
Close (prev. day)	0.4276 USD
VWAP	0.265 USD
Volume (pcs)	200
Trading volume	53.00
Number of trades	1
Last size	200

Performance and Risk

	6m	1y	3y
Perf (%)	-38.02%	-	-
Perf (abs.)	-0.16	-	-
Beta	0.37	0.66	0.55
Volatility	-	342.34	279.76

5y



Information about previous performance does not guarantee future performance.
Source: FactSet

Price data

Ø price 5 days Ø volume 5 days (pcs.)	- USD (-)
Ø price 30 days Ø volume 30 days (pcs.)	- USD (-)
Ø price 100 days Ø volume 100 days (pcs.)	- USD (-)
Ø price 250 days Ø volume 250 days (pcs.)	0.346 USD (674)
YTD High date	- USD (-)
YTD Low date	- USD (-)
52 Weeks High date	0.428 USD (2023/11/02)
52 Weeks Low date	0.265 USD (2024/05/03)

Arbitrage views

Exchange	Date	Time	Price	Trading volume (mio.)	Number of trades
Tradegate	2024/06/21	22:26	0.256 EUR	0.00	1
Stuttgart	2024/06/21	17:07	0.2505 EUR	0.00	6
Nasdaq Stockholm	2024/06/20	18:00	2.89 SEK	1.69	305
Munich	2024/06/21	08:09	0.261 EUR	0.00	2
London Stock Exchange	2024/	17:25	2.90 SEK	0.00	1

European Trade Reporting	06/21					
Frankfurt	2024/ 06/21	17:15	0.223 EUR	0.00		7
FINRA other OTC Issues	2024/ 05/03	19:57	0.265 USD	0.00		1
Duesseldorf	2024/ 06/21	19:30	0.202 EUR	0.00		6
Berlin	2024/ 06/21	21:43	0.2555 EUR	0.00		19

Company profile

Company Logo



Company Profile

-

Contact Details

ONCOPEPTIDES

--

Telefon: -

Fax: -

E-mail: -