

## SAGA PURE ASA

ISIN: NO0010572589 WKN: -

## Overview

2024/08/09 17:08:43

Price  
0.0974 EURDifference  -0.81% (-0.00)

## General attributes

ISIN	NO0010572589
Symbol	SAGA
Exchange	Stuttgart
Currency	EUR
Sector	Transport
Security type	Stock
Market cap (m)	50 EUR
Benchmark	NORWAY OSLO BORS ALL SHARE(TRG)

## Market data

Bid (Bid size)	- (0)
Ask (Ask size)	- (0)
Open	0.0984 EUR
High	0.0996 EUR
Low	0.0974 EUR
Close (prev. day)	0.0982 EUR
VWAP	-
Volume (pcs)	0
Trading volume	0.00
Number of trades	13
Last size	0

## Futures and Options






Related Futures	-
Related Options	-

5y



Information about previous performance does not guarantee future performance.  
Source: FactSet

## Recent research

on sector	Date	Headline	Download
	2024/08/09	 Equity Weekly	
	2024/07/29	 Aktienempfehlungen Österreich	
	2024/07/24	 Global Equity Ratings	
	2024/07/24	 Aktienempfehlungen Global	
	2024/07/15	 Aktienempfehlungen Global	

## Details

2024/08/09 17:08:43

## Price

0.0974 EUR

Difference 📉 -0.81% (-0.00)

## General attributes

ISIN	NO0010572589
Symbol	SAGA
Exchange	Stuttgart
Currency	EUR
Sector	Transport
Security type	Stock
Market cap (m)	50 EUR
Benchmark	NORWAY OSLO BORS ALL SHARE(TRG)

## Market data

Bid (Bid size)	- (0)
Ask (Ask size)	- (0)
Open	0.0984 EUR
High	0.0996 EUR
Low	0.0974 EUR
Close (prev. day)	0.0982 EUR
VWAP	-
Volume (pcs)	0
Trading volume	0.00
Number of trades	13
Last size	0

## Performance and Risk

	6m	1y	3y
Perf (%)	-12.88%	-22.70%	-63.86%
Perf (abs.)	-0.01	-0.03	-0.17
Beta	0.21	0.18	0.45
Volatility	21.08	23.11	37.66

5y



Information about previous performance does not guarantee future performance.  
Source: FactSet

## Price data

Ø price 5 days   Ø volume 5 days (pcs.)	0.0972 EUR (0)
Ø price 30 days   Ø volume 30 days (pcs.)	0.1007 EUR (0)
Ø price 100 days   Ø volume 100 days (pcs.)	0.1025 EUR (0)
Ø price 250 days   Ø volume 250 days (pcs.)	0.1080 EUR (8)
YTD High   date	0.1144 EUR (2024/01/15)
YTD Low   date	0.0940 EUR (2024/08/05)
52 Weeks High   date	0.1264 EUR (2023/08/10)
52 Weeks Low   date	0.0940 EUR (2024/08/05)

## All listings for SAGA PURE ASA

Exchange	Date	Time	Price	Trading volume (mio.)	Number of trades
Tradegate	2024/08/09	22:02	0.1055 EUR	0.00	1
Stuttgart	2024/08/09	17:08	0.0974 EUR	0.00	13
Munich	2024/08/09	08:11	0.1055 EUR	0.00	1
London Stock Exchange	2023/11/27	15:03	1.316 NOK	0.01	1
Frankfurt	2024/08/09	21:43	0.078 EUR	0.00	3

	09					
First North Stockholm	2024/01/ 19	10:51	1.34 NOK	0.00		1
Duesseldorf	2024/08/ 09	08:12	0.103 EUR	0.00		2
Berlin	2024/08/ 09	21:43	0.1055 EUR	0.00		18

## Company profile

### Company Logo



### Company Profile

-

### Contact Details

SAGA PURE

--

----

Telefon: -

Fax: -

E-mail: -