

4D MOLECULAR THERAPEUTICS INC COM USD0.0001

ISIN: **US35104E1001** WKN: **35104E100**

Overview

2024/04/25 22:00:00

Price

23.53 USD

Difference  -2.97% (-0.72)

General attributes

ISIN	US35104E1001
Symbol	FDMT
Exchange	Nasdaq
Currency	USD
Sector	-
Security type	Stock
Market cap (m)	1,160 EUR
Benchmark	S&P 500

Market data

Bid (Bid size)	23.00 USD (100)
Ask (Ask size)	25.96 USD (100)
Open	23.51 USD
High	23.98 USD
Low	22.91 USD
Close (prev. day)	24.25 USD
VWAP	23.548247 USD
Volume (pcs)	453,265
Trading volume	10,679,893.85
Number of trades	7,817
Last size	-

Futures and Options





Related Futures	-
Related Options	-

5y



Information about previous performance does not guarantee future performance.
Source: FactSet

Recent research

on market			
Date		Headline	Download
2024/04/03		Global Equity Ratings	
2024/04/03		Aktienempfehlungen Global	
2024/03/26		Global Strategy 2Q 2024	
2024/03/26		Global Strategy 2Q 2024	
2024/03/13		Global Equity Ratings	

Details

2024/04/25 22:00:00

Price

23.53 USD

 Difference ▼ -2.97% (-0.72)

General attributes

ISIN	US35104E1001
Symbol	FDMT
Exchange	Nasdaq
Currency	USD
Sector	-
Security type	Stock
Market cap (m)	1,160 EUR
Benchmark	S&P 500

Market data

Bid (Bid size)	23.00 USD (100)
Ask (Ask size)	25.96 USD (100)
Open	23.51 USD
High	23.98 USD
Low	22.91 USD
Close (prev. day)	24.25 USD
VWAP	23.548247 USD
Volume (pcs)	453,265
Trading volume	10,679,893.85
Number of trades	7,817
Last size	-

Performance and Risk

	6m	1y	3y
Perf (%)	+130.51%	+13.80%	-28.78%
Perf (abs.)	+13.73	+2.94	-9.80
Beta	1.56	0.78	1.27
Volatility	111.98	91.98	86.00

5y



Information about previous performance does not guarantee future performance.
Source: FactSet

Price data

Ø price 5 days Ø volume 5 days (pcs.)	25.09 USD (478,645)
Ø price 30 days Ø volume 30 days (pcs.)	29.08 USD (680,553)
Ø price 100 days Ø volume 100 days (pcs.)	23.98 USD (919,036)
Ø price 250 days Ø volume 250 days (pcs.)	19.03 USD (622,970)
YTD High date	36.25 USD (2024/03/27)
YTD Low date	16.64 USD (2024/01/19)
52 Weeks High date	36.25 USD (2024/03/27)
52 Weeks Low date	9.44 USD (2023/10/17)

Arbitrage views

Exchange	Date	Time	Price	Trading volume (mio.)	Number of trades
Nasdaq	2024/04/25	22:00	23.53 USD	10.68	7,817

Company profile

Company Logo

Company Profile

Contact Details

4D MOLECULAR THERAPEUTICS INC.

--

Telefon: -

Fax: -

E-mail: -