

CROMWELL PROPERTY GROUP NPV (STAPLED UNITS)

ISIN: **AU000000CMW8** WKN: **CMW**

Overview

2024/07/17 22:02:08

Price
0.2599 EURDifference  0.74% (0.00)

General attributes

ISIN	AU000000CMW8
Symbol	CMW
Exchange	Tradegate
Currency	EUR
Sector	Other
Security type	Stock
Market cap (m)	0
Benchmark	ASX ALL ORDINARIES INDEX

Market data

Bid (Bid size)	0.2432 EUR (12,335)
Ask (Ask size)	0.2714 EUR (11,053)
Open	0.2599 EUR
High	0.2599 EUR
Low	0.2599 EUR
Close (prev. day)	0.258 EUR
VWAP	0.2724 EUR
Volume (pcs)	-
Trading volume	-
Number of trades	1
Last size	-

Futures and Options

Related Futures	-
Related Options	-











5y



Information about previous performance does not guarantee future performance.
Source: FactSet

Recent research

on sector

Date	Headline	Download
2024/07/15	 Aktienempfehlungen Global	
2024/07/12	 Global Equity Ratings	
2024/07/09	 Aktienempfehlungen Österreich	
2024/07/05	 Equity Weekly	
2024/06/24	 Aktienempfehlungen Österreich	

Details

2024/07/17 22:02:08

Price

0.2599 EUR

Difference ▲ 0.74% (0.00)

General attributes

ISIN	AU000000CMW8
Symbol	CMW
Exchange	Tradegate
Currency	EUR
Sector	Other
Security type	Stock
Market cap (m)	0
Benchmark	ASX ALL ORDINARIES INDEX

Market data

Bid (Bid size)	0.2432 EUR (12,335)
Ask (Ask size)	0.2714 EUR (11,053)
Open	0.2599 EUR
High	0.2599 EUR
Low	0.2599 EUR
Close (prev. day)	0.258 EUR
VWAP	0.2724 EUR
Volume (pcs)	-
Trading volume	-
Number of trades	1
Last size	-

Performance and Risk

	6m	1y	3y
Perf (%)	+8.70%	-23.87%	-52.73%
Perf (abs.)	+0.02	-0.08	-0.29
Beta	1.00	1.35	0.99
Volatility	33.67	47.26	34.81

5y



Information about previous performance does not guarantee future performance.

Source: FactSet

Price data

Ø price 5 days Ø volume 5 days (pcs.)	0.2568 EUR (1,007)
Ø price 30 days Ø volume 30 days (pcs.)	0.2545 EUR (538)
Ø price 100 days Ø volume 100 days (pcs.)	0.2563 EUR (598)
Ø price 250 days Ø volume 250 days (pcs.)	0.2552 EUR (1,049)
YTD High date	0.2888 EUR (2024/05/24)
YTD Low date	0.2174 EUR (2024/01/19)
52 Weeks High date	0.3601 EUR (2023/07/20)
52 Weeks Low date	0.1798 EUR (2023/11/01)

All listings for CROMWELL PROPERTY GROUP NPV (STAPLED UNITS)

Exchange ⊕	Date	Time	Price	Trading volume (mio.)	Number of trades
Tradegate	2024/07/17	22:02	0.2599 EUR	0.00	1
Munich	2024/07/18	08:11	0.2548 EUR	0.00	2
Frankfurt	2024/07/18	08:00	0.2432 EUR	0.00	1
FINRA other OTC Issues	2024/04/15	15:30	0.28 USD	0.00	1
Berlin	2024/	16:40	0.2572 EUR	0.00	6

	07/18					
Australian Securities Exchange	2024/07/18	08:10	0.415 AUD	0.39		949

Company profile

Company Logo

Company Profile

Contact Details

CROMWELL CORP

--

Telefon: -

Fax: -

E-mail: -