

AEMETIS INC.

ISIN: US00770K2024

WKN: 00770K202

Overview

2024/08/09 22:26:45

Price
2.24 EURDifference  -5.08% (-0.12)

General attributes

ISIN	US00770K2024
Symbol	AMTX
Exchange	Tradegate
Currency	EUR
Sector	Chemical / Pharmaceutical / Health
Security type	Stock
Market cap (m)	106 EUR
Benchmark	S&P 500

Market data

Bid (Bid size)	2.20 EUR (1,364)
Ask (Ask size)	2.298 EUR (1,305)
Open	2.322 EUR
High	2.35 EUR
Low	2.322 EUR
Close (prev. day)	2.36 EUR
VWAP	2.34971 EUR
Volume (pcs)	25,970
Trading volume	61,021.94
Number of trades	2
Last size	25,700

Futures and Options




Related Futures	-
Related Options	-

5y



Information about previous performance does not guarantee future performance.
Source: FactSet

Recent research

on sector	on market		
Date		Headline	Download
2024/08/09		Equity Weekly	
2024/07/29		Aktienempfehlungen Österreich	
2024/07/24		Global Equity Ratings	
2024/07/24		Aktienempfehlungen Global	
2024/07/15		Aktienempfehlungen Global	

Details

2024/08/09 22:26:45

Price

2.24 EUR

Difference 📉 -5.08% (-0.12)

General attributes

ISIN	US00770K2024
Symbol	AMTX
Exchange	Tradegate
Currency	EUR
Sector	Chemical / Pharmaceutical / Health
Security type	Stock
Market cap (m)	106 EUR
Benchmark	S&P 500

Market data

Bid (Bid size)	2.20 EUR (1,364)
Ask (Ask size)	2.298 EUR (1,305)
Open	2.322 EUR
High	2.35 EUR
Low	2.322 EUR
Close (prev. day)	2.36 EUR
VWAP	2.34971 EUR
Volume (pcs)	25,970
Trading volume	61,021.94
Number of trades	2
Last size	25,700

Performance and Risk

	6m	1y	3y
Perf (%)	-28.35%	-63.17%	-71.34%
Perf (abs.)	-0.93	-4.03	-5.85
Beta	2.18	2.57	2.48
Volatility	91.32	84.40	98.60

5y



Information about previous performance does not guarantee future performance.
Source: FactSet

Price data

Ø price 5 days Ø volume 5 days (pcs.)	2.35 EUR (8,887)
Ø price 30 days Ø volume 30 days (pcs.)	2.95 EUR (5,312)
Ø price 100 days Ø volume 100 days (pcs.)	3.44 EUR (6,471)
Ø price 250 days Ø volume 250 days (pcs.)	3.79 EUR (5,152)
YTD High date	6.40 EUR (2024/03/22)
YTD Low date	2.00 EUR (2024/08/05)
52 Weeks High date	6.50 EUR (2023/08/10)
52 Weeks Low date	2.00 EUR (2024/08/05)

All listings for AEMETIS INC.

Exchange	Date	Time	Price	Trading volume (mio.)	Number of trades
Tradegate	2024/08/09	22:26	2.24 EUR	0.06	2
Stuttgart	2024/08/09	08:05	2.318 EUR	0.00	3
Nasdaq	2024/08/09	22:00	2.45 USD	1.05	2,552
Munich	2024/08/09	08:00	2.32 EUR	0.00	2
Frankfurt	2024/08/09	08:00	2.32 EUR	0.00	2
Duesseldorf	2024/08/09	19:31	2.296 EUR	0.00	6
Berlin	2024/08/09	21:00	2.238 EUR	0.00	10

Company profile

Company Logo



Company Profile

-

Contact Details

AEMETIS

--

Telefon: -

Fax: -

E-mail: -