

## 17 EDUCATION &amp; TECH GRP INC SPON ADS EACH REP 50 ORD

ISIN: US81807M3043

WKN: 81807M304

## Overview

2024/09/13 22:30:01

Price  
2.09 USDDifference  -0.48% (-0.01)

## General attributes

ISIN	US81807M3043
Symbol	YQ
Exchange	Nasdaq
Currency	USD
Sector	-
Security type	Stock
Market cap (m)	0
Benchmark	S&P 500

## Market data

Bid (Bid size)	2.09 USD (1,700)
Ask (Ask size)	2.27 USD (100)
Open	2.11 USD
High	2.11 USD
Low	2.09 USD
Close (prev. day)	2.10 USD
VWAP	2.098073 USD
Volume (pcs)	4,615
Trading volume	9,689.65
Number of trades	123
Last size	-

## Futures and Options

Related Futures	-
Related Options	-





5y



Information about previous performance does not guarantee future performance.  
Source: FactSet

## Recent research

on market

Date	Headline	Download
2024/09/11	 Global Equity Ratings	
2024/09/11	 Aktienempfehlungen Global	
2024/09/09	 Marktkommentar	
2024/09/05	 Global Equity Ratings	
2024/09/05	 Aktienempfehlungen Global	

## Details

2024/09/13 22:30:01

### Price

2.09 USD

 Difference ▼ -0.48% (-0.01)

### General attributes

ISIN	US81807M3043
Symbol	YQ
Exchange	Nasdaq
Currency	USD
Sector	-
Security type	Stock
Market cap (m)	0
Benchmark	S&P 500

### Market data

Bid (Bid size)	2.09 USD (1,700)
Ask (Ask size)	2.27 USD (100)
Open	2.11 USD
High	2.11 USD
Low	2.09 USD
Close (prev. day)	2.10 USD
VWAP	2.098073 USD
Volume (pcs)	4,615
Trading volume	9,689.65
Number of trades	123
Last size	-

### Performance and Risk

	6m	1y	3y
Perf (%)	-31.34%	-43.44%	-90.91%
Perf (abs.)	-0.95	-1.61	-20.91
Beta	-	-	-
Volatility	82.47	93.72	100.20

5y



Information about previous performance does not guarantee future performance.  
Source: FactSet

### Price data

Ø price 5 days   Ø volume 5 days (pcs.)	2.05 USD (7,075)
Ø price 30 days   Ø volume 30 days (pcs.)	2.01 USD (5,192)
Ø price 100 days   Ø volume 100 days (pcs.)	2.29 USD (6,957)
Ø price 250 days   Ø volume 250 days (pcs.)	2.61 USD (10,358)
YTD High   date	3.55 USD (2024/01/16)
YTD Low   date	1.81 USD (2024/01/02)
52 Weeks High   date	4.50 USD (2023/10/17)
52 Weeks Low   date	1.41 USD (2023/12/18)

### Arbitrage views

Exchange	Date	Time	Price	Trading volume (mio.)	Number of trades
Nasdaq	2024/09/13	22:30	2.09 USD	0.01	123

## Company profile

### Company Logo

### Company Profile

#### Contact Details

17 EDUCATION & TECH GRP INC

--

----

Telefon: -

Fax: -

E-mail: -