

# LABORATORIOS FARMACEUTICOS ROVI SA

ISIN: **ES0157261019** WKN: -

## Overview

2024/07/01 21:24:23

Price

90.61 USD

Difference  5.30% (4.56)

### General attributes

ISIN ES0157261019

Symbol ROVI

Exchange FINRA other OTC Issues

Currency USD

Sector Chemical / Pharmaceutical / Health

Security type Stock

Market cap (m) 3,954 EUR

Benchmark IBEX 35

### Market data

Bid (Bid size) -

Ask (Ask size) -

Open 90.61 USD

High 90.61 USD

Low 90.61 USD

Close (prev. day) 86.05 USD

VWAP 93.2327 USD

Volume (pcs) 146

Trading volume 13,255.74

Number of trades 2

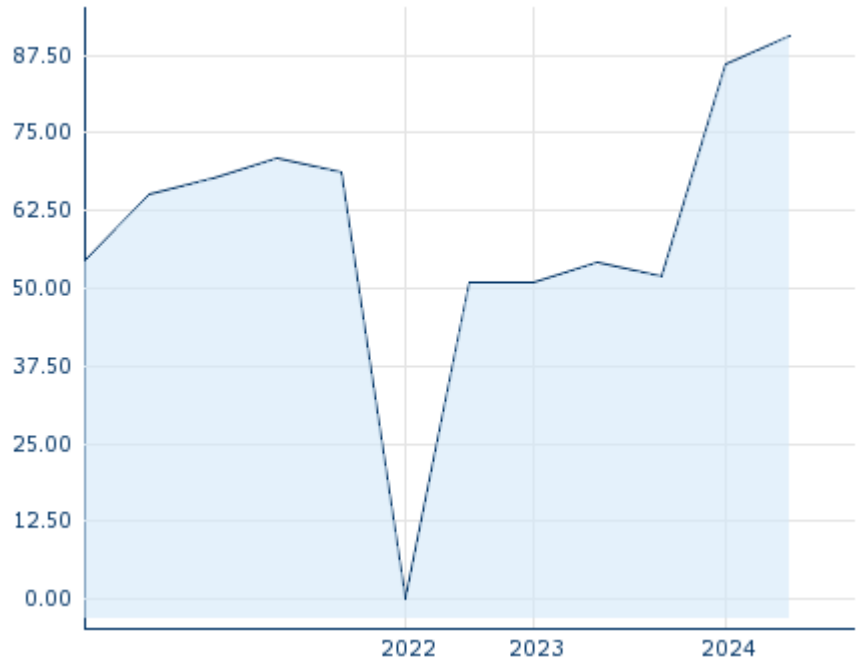
Last size 100

### Futures and Options

Related Futures -


Related Options -

5y



Information about previous performance does not guarantee future performance.  
Source: FactSet

### Recent research

on sector		on market	
Date		Headline	Download
2024/08/13		Aktienempfehlungen Österreich	
2024/08/12		Global Equity Ratings	
2024/08/12		Aktienempfehlungen Global	
2024/08/09		Equity Weekly	
2024/07/29		Aktienempfehlungen Österreich	

## Details

2024/07/01 21:24:23

## Price

90.61 USD

Difference ▲ 5.30% (4.56)

## General attributes

ISIN	ES0157261019
Symbol	ROVI
Exchange	FINRA other OTC Issues
Currency	USD
Sector	Chemical / Pharmaceutical / Health
Security type	Stock
Market cap (m)	3,954 EUR
Benchmark	IBEX 35

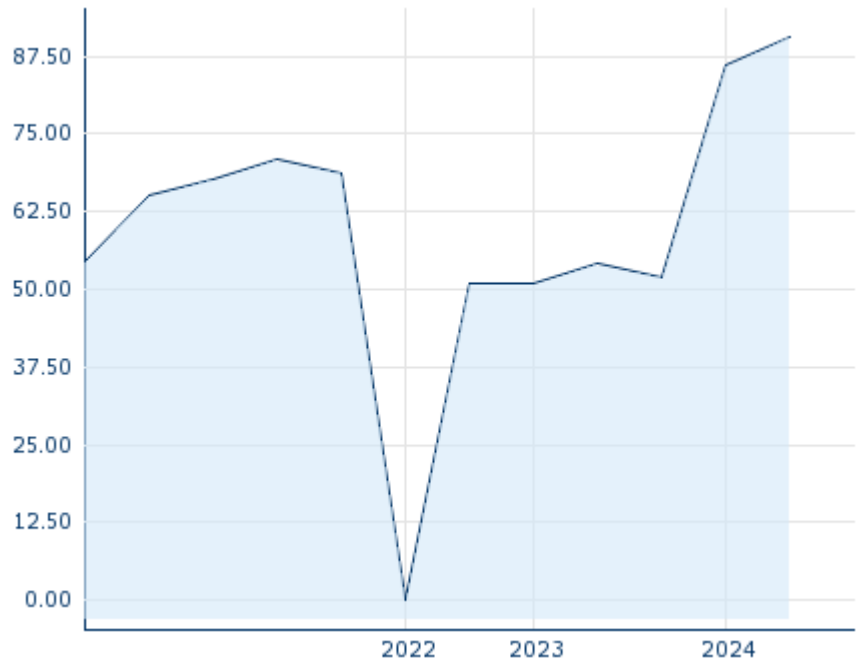
## Market data

Bid (Bid size)	-
Ask (Ask size)	-
Open	90.61 USD
High	90.61 USD
Low	90.61 USD
Close (prev. day)	86.05 USD
VWAP	93.2327 USD
Volume (pcs)	146
Trading volume	13,255.74
Number of trades	2
Last size	100

## Performance and Risk

	6m	1y	3y
Perf (%)	-	-	-
Perf (abs.)	-	-	-
Beta	0.37	0.43	0.57
Volatility	-	31.33	18.43

5y



Information about previous performance does not guarantee future performance.  
Source: FactSet

## Price data

Ø price 5 days   Ø volume 5 days (pcs.)	- USD (-)
Ø price 30 days   Ø volume 30 days (pcs.)	- USD (-)
Ø price 100 days   Ø volume 100 days (pcs.)	88.33 USD (7)
Ø price 250 days   Ø volume 250 days (pcs.)	66.73 USD (15)
YTD High   date	90.61 USD (2024/07/01)
YTD Low   date	86.05 USD (2024/03/07)
52 Weeks High   date	90.61 USD (2024/07/01)
52 Weeks Low   date	50.88 USD (2023/07/26)

## All listings for LABORATORIOS FARMACEUTICOS ROVI SA

Exchange <span>📍</span>	Date	Time	Price	Trading volume (mio.)	Number of trades
Vienna Stock Exchange	2024/08/13	15:30	75.80 EUR	0.00	4
Tradegate	2024/08/13	22:26	76.50 EUR	0.02	17
Stuttgart	2024/08/13	15:29	75.60 EUR	0.00	10
Munich	2024/08/13	08:56	76.50 EUR	0.00	2
London Stock	2024/04/	17:42	84.30 EUR	0.00	1

Exchange	30						
Frankfurt	2024/08/13	08:04	76.10	EUR	0.00		2
FINRA other OTC Issues	2024/07/01	21:24	90.61	USD	0.01		2
Duesseldorf	2024/08/13	19:31	76.10	EUR	0.00		6
Berlin	2024/08/13	08:56	76.30	EUR	0.00		3
BME Continuous Market	2024/08/13	17:35	76.30	EUR	3.78		778

## Company profile

### Company Logo



### Contact Details

LABORATORIOS FARMACEÚTICOS ROVI SA

--

Calle José Isbert, 2, Pozuelo de Alarcón - 28223 Madrid

Telefon: +34-91-021-30-00

Fax: +34-91-304-78-81

E-mail: rovi@rovi.es

### Company Profile

-

#### Members of Management Board

Juan López-Belmonte Encina Chairman of Managing Board

Aránzazu Lozano Pirrongelli Member of Executive Committee

Beatriz Avila Alcalde Member of Executive Committee

Fernando Martínez Garijo Member of Executive Committee

Francisco Javier Ángulo García Member of Executive Committee

Gabriel Núñez Fernández Member of Executive Committee

Ibón Gutierro Adúriz Member of Executive Committee

M. Rosario Perucha Perez Member of Executive Committee

Marta Campos Martínez Member of Executive Committee

Mercedes Benitez del Castillo Sanchez Member of Executive Committee

Miguel Angel Castillo Román Member of Executive Committee

#### Board of directors

Iván López-Belmonte Encina Member of Supervisory Board

Javier López-Belmonte Encina Member of Supervisory Board

Marcos Peña Pinto Member of Supervisory Board

Marina del Corral Téllez Member of Supervisory Board

María Fátima Báñez García Member of Supervisory Board

Teresa Santamaría Member of Supervisory Board