

CALLIDITAS THERAPEUTICS AB CLASS B

ISIN: SE0010441584 WKN: -

Overview

2024/04/26 08:11:40

Price
8.965 EURDifference  3.70% (0.32)

General attributes

ISIN	SE0010441584
Symbol	CALTX
Exchange	Munich
Currency	EUR
Sector	Chemical / Pharmaceutical / Health
Security type	Stock
Market cap (m)	529 EUR
Benchmark	OMX STOCKHOLM 30 INDEX

Market data

Bid (Bid size)	-
Ask (Ask size)	-
Open	8.965 EUR
High	8.965 EUR
Low	8.965 EUR
Close (prev. day)	8.645 EUR
VWAP	9.95 EUR
Volume (pcs)	0
Trading volume	0.00
Number of trades	2
Last size	0

Futures and Options

Related Futures	0
Related Options	-











5y



Information about previous performance does not guarantee future performance.
Source: FactSet

Recent research

on sector

Date		Headline	Download
2024/04/26		Global Equity Ratings	
2024/04/26		Aktienempfehlungen Global	
2024/04/15		Aktienempfehlungen Österreich	
2024/04/03		Global Equity Ratings	
2024/04/03		Aktienempfehlungen Global	

Details

2024/04/26 08:11:40

Price

8.965 EUR

Difference ▲ 3.70% (0.32)

General attributes

ISIN	SE0010441584
Symbol	CALTX
Exchange	Munich
Currency	EUR
Sector	Chemical / Pharmaceutical / Health
Security type	Stock
Market cap (m)	529 EUR
Benchmark	OMX STOCKHOLM 30 INDEX

Market data

Bid (Bid size)	-
Ask (Ask size)	-
Open	8.965 EUR
High	8.965 EUR
Low	8.965 EUR
Close (prev. day)	8.645 EUR
VWAP	9.95 EUR
Volume (pcs)	0
Trading volume	0.00
Number of trades	2
Last size	0

Performance and Risk

	6m	1y	3y
Perf (%)	+12.41%	-19.96%	-23.24%
Perf (abs.)	+0.99	-2.24	-2.72
Beta	0.70	0.79	0.81
Volatility	45.15	48.42	62.36

5y



Information about previous performance does not guarantee future performance.
Source: FactSet

Price data

Ø price 5 days Ø volume 5 days (pcs.)	8.720 EUR (0)
Ø price 30 days Ø volume 30 days (pcs.)	9.499 EUR (16)
Ø price 100 days Ø volume 100 days (pcs.)	9.981 EUR (22)
Ø price 250 days Ø volume 250 days (pcs.)	8.910 EUR (14)
YTD High date	11.940 EUR (2024/01/12)
YTD Low date	8.620 EUR (2024/04/16)
52 Weeks High date	12.670 EUR (2023/12/28)
52 Weeks Low date	7.100 EUR (2023/09/13)

Arbitrage views

Exchange ⊕	Date	Time	Price	Trading volume (mio.)	Number of trades
Tradegate	2024/04/26	22:02	8.865 EUR	0.00	1
Stuttgart	2024/04/26	11:10	8.98 EUR	0.00	5
Nasdaq Stockholm	2024/04/26	17:29	103.70 SEK	23.89	932
Munich	2024/04/26	08:11	8.965 EUR	0.00	2
London Stock	2024/04/	17:36	111.80 SEK	0.56	2

Exchange	05					
Frankfurt	2024/04/ 26	15:29	8.895 EUR	0.00		4
Duesseldorf	2024/04/ 26	19:32	8.78 EUR	0.00		7
Berlin	2024/04/ 26	21:43	8.865 EUR	0.00		18

Company profile

Company Logo



Company Profile

-

Contact Details

CALLIDITAS THERAPEUTICS

--

Telefon: -

Fax: -

E-mail: -