

SUOMINEN OYJ

ISIN: **FI0009010862** WKN: **SUY1V**

Overview

2019/03/29 17:25:00

5y

Price

2.205 EUR

Difference  -2.22% (-0.05)

General attributes

ISIN	FI0009010862
Symbol	SUY1V
Exchange	London Stock Exchange
Currency	EUR
Sector	Consumer Products
Security type	Stock
Market cap (m)	146 EUR
Benchmark	OMX HELSINKI 25

Market data

Bid (Bid size)	2.15 EUR (9,000)
Ask (Ask size)	2.26 EUR (9,000)
Open	2.275 EUR
High	2.275 EUR
Low	2.205 EUR
Close (prev. day)	2.255 EUR
VWAP	4.35 EUR
Volume (pcs)	-
Trading volume	-
Number of trades	2
Last size	-




Futures and Options

Related Futures	-
Related Options	-

Chart
not available

Information about previous performance does not guarantee future performance.
Source: FactSet

Recent research

on sector		on market	
Date		Headline	Download
2024/04/29		Aktienempfehlungen Österreich	
2024/04/26		Equity Weekly	
2024/04/26		Global Equity Ratings	
2024/04/26		Aktienempfehlungen Global	
2024/04/19		Equity Weekly	

Details

2019/03/29 17:25:00

Price

2.205 EUR

Difference  -2.22% (-0.05)

General attributes

ISIN	F10009010862
Symbol	SUY1V
Exchange	London Stock Exchange
Currency	EUR
Sector	Consumer Products
Security type	Stock
Market cap (m)	146 EUR
Benchmark	OMX HELSINKI 25

Market data

Bid (Bid size)	2.15 EUR (9,000)
Ask (Ask size)	2.26 EUR (9,000)
Open	2.275 EUR
High	2.275 EUR
Low	2.205 EUR
Close (prev. day)	2.255 EUR
VWAP	4.35 EUR
Volume (pcs)	-
Trading volume	-
Number of trades	2
Last size	-

Performance and Risk

	6m	1y	3y
Perf (%)	-13.87%	-40.41%	-66.08%
Perf (abs.)	-0.36	-1.50	-4.30
Beta	0.17	0.26	0.50
Volatility	45.41	38.14	42.74

5y


Chart
not available

Information about previous performance does not guarantee future performance.
Source: FactSet

Price data

Ø price 5 days Ø volume 5 days (pcs.)	2.275 EUR (0)
Ø price 30 days Ø volume 30 days (pcs.)	2.370 EUR (0)
Ø price 100 days Ø volume 100 days (pcs.)	2.294 EUR (0)
Ø price 250 days Ø volume 250 days (pcs.)	2.845 EUR (0)
YTD High date	2.685 EUR (2019/01/14)
YTD Low date	1.993 EUR (2019/01/02)
52 Weeks High date	3.935 EUR (2018/04/06)
52 Weeks Low date	1.788 EUR (2018/12/28)

Arbitrage views

Exchange 	Date	Time	Price	Trading volume (mio.)	Number of trades
Nasdaq Helsinki	2024/05/02	17:25	2.50 EUR	0.00	22
London Stock Exchange	2019/03/29	17:25	2.205 EUR	0.00	2
Frankfurt	2024/05/02	09:17	2.56 EUR	0.00	1
Duesseldorf	2024/05/02	08:12	2.52 EUR	0.00	1
Berlin	2024/05/02	19:35	2.50 EUR	0.00	15

Company profile

Company Logo

Contact Details

SUOMINEN YHTYMA OY

--

PL 380 33101 Tampere

Telefon: +358 10 214 300

Fax: +358 10 214 353

E-mail: -

Company Profile

-