

## MYER HOLDINGS LTD.

ISIN: AU000000MYR2 WKN: MYR

## Overview

2024/07/29 08:06:14

Price  
0.476 EURDifference  -0.83% (-0.00)

## General attributes

ISIN	AU000000MYR2
Symbol	MYR
Exchange	Stuttgart
Currency	EUR
Sector	Commerce
Security type	Stock
Market cap (m)	414 EUR
Benchmark	ASX ALL ORDINARIES INDEX

## Market data

Bid (Bid size)	- (0)
Ask (Ask size)	- (0)
Open	0.476 EUR
High	0.476 EUR
Low	0.476 EUR
Close (prev. day)	0.48 EUR
VWAP	-
Volume (pcs)	0
Trading volume	0.00
Number of trades	3
Last size	0











## Futures and Options

Related Futures	-
Related Options	-



Information about previous performance does not guarantee future performance.  
Source: FactSet

## Recent research

on sector			
Date		Headline	Download
2024/07/24		Global Equity Ratings	
2024/07/24		Aktienempfehlungen Global	
2024/07/15		Aktienempfehlungen Global	
2024/07/12		Global Equity Ratings	
2024/06/21		Equity Weekly	

## Details

2024/07/29 08:06:14

### Price

0.476 EUR

 Difference ▼ -0.83% (-0.00)

### General attributes

ISIN	AU000000MYR2
Symbol	MYR
Exchange	Stuttgart
Currency	EUR
Sector	Commerce
Security type	Stock
Market cap (m)	414 EUR
Benchmark	ASX ALL ORDINARIES INDEX

### Market data

Bid (Bid size)	- (0)
Ask (Ask size)	- (0)
Open	0.476 EUR
High	0.476 EUR
Low	0.476 EUR
Close (prev. day)	0.48 EUR
VWAP	-
Volume (pcs)	0
Trading volume	0.00
Number of trades	3
Last size	0

### Performance and Risk

	6m	1y	3y
Perf (%)	+24.61%	+26.60%	+73.72%
Perf (abs.)	+0.09	+0.10	+0.20
Beta	1.01	1.25	1.18
Volatility	53.55	53.21	57.95



Information about previous performance does not guarantee future performance.  
Source: FactSet

### Price data

Ø price 5 days   Ø volume 5 days (pcs.)	0.476 EUR (0)
Ø price 30 days   Ø volume 30 days (pcs.)	0.463 EUR (167)
Ø price 100 days   Ø volume 100 days (pcs.)	0.438 EUR (50)
Ø price 250 days   Ø volume 250 days (pcs.)	0.385 EUR (24)
YTD High   date	0.505 EUR (2024/03/21)
YTD Low   date	0.330 EUR (2024/01/05)
52 Weeks High   date	0.505 EUR (2024/03/21)
52 Weeks Low   date	0.266 EUR (2023/10/24)

### Arbitrage views

Exchange	Date	Time	Price	Trading volume (mio.)	Number of trades
Stuttgart	2024/07/29	08:06	0.476 EUR	0.00	3
Frankfurt	2024/07/29	08:09	0.47 EUR	0.00	2
Australian Securities Exchange	2024/07/29	08:10	0.825 AUD	0.70	548

## Company profile

### Company Logo



### Company Profile

-

### Contact Details

MYER HOLDINGS

--

----

Telefon: -

Fax: -

E-mail: -