

## MYER HOLDINGS LTD.

ISIN: AU000000MYR2 WKN: MYR

## Overview

2024/07/29 08:06:14

Price

0.476 EUR

Difference  -0.83% (-0.00)

## General attributes

|                |                          |
|----------------|--------------------------|
| ISIN           | AU000000MYR2             |
| Symbol         | MYR                      |
| Exchange       | Stuttgart                |
| Currency       | EUR                      |
| Sector         | Commerce                 |
| Security type  | Stock                    |
| Market cap (m) | 414 EUR                  |
| Benchmark      | ASX ALL ORDINARIES INDEX |

## Market data

|                   |           |
|-------------------|-----------|
| Bid (Bid size)    | - (0)     |
| Ask (Ask size)    | - (0)     |
| Open              | 0.476 EUR |
| High              | 0.476 EUR |
| Low               | 0.476 EUR |
| Close (prev. day) | 0.48 EUR  |
| VWAP              | -         |
| Volume (pcs)      | 0         |
| Trading volume    | 0.00      |
| Number of trades  | 3         |
| Last size         | 0         |

## Futures and Options

|                 |   |
|-----------------|---|
| Related Futures | - |
| Related Options | - |













5y

Information about previous performance does not guarantee future performance.

Source: FactSet

## Recent research

| on sector  |   |                           |   |
|------------|---|---------------------------|---|
| Date       |   | Headline                  | Download  |
| 2024/07/24 |  | Global Equity Ratings     |  |
| 2024/07/24 |  | Aktienempfehlungen Global |  |
| 2024/07/15 |  | Aktienempfehlungen Global |  |
| 2024/07/12 |  | Global Equity Ratings     |  |
| 2024/06/21 |  | Equity Weekly             |  |

## Details

2024/07/29 08:06:14

### Price

0.476 EUR

 Difference ▼ -0.83% (-0.00)

### General attributes

|                |                          |
|----------------|--------------------------|
| ISIN           | AU000000MYR2             |
| Symbol         | MYR                      |
| Exchange       | Stuttgart                |
| Currency       | EUR                      |
| Sector         | Commerce                 |
| Security type  | Stock                    |
| Market cap (m) | 414 EUR                  |
| Benchmark      | ASX ALL ORDINARIES INDEX |

### Market data

|                   |           |
|-------------------|-----------|
| Bid (Bid size)    | - (0)     |
| Ask (Ask size)    | - (0)     |
| Open              | 0.476 EUR |
| High              | 0.476 EUR |
| Low               | 0.476 EUR |
| Close (prev. day) | 0.48 EUR  |
| VWAP              | -         |
| Volume (pcs)      | 0         |
| Trading volume    | 0.00      |
| Number of trades  | 3         |
| Last size         | 0         |

### Performance and Risk

|             | 6m      | 1y      | 3y      |
|-------------|---------|---------|---------|
| Perf (%)    | +24.61% | +26.60% | +73.72% |
| Perf (abs.) | +0.09   | +0.10   | +0.20   |
| Beta        | 1.01    | 1.25    | 1.18    |
| Volatility  | 53.55   | 53.21   | 57.95   |



Information about previous performance does not guarantee future performance.  
Source: FactSet

### Price data

|   |                        |
|---|------------------------|
| Ø price 5 days   Ø volume 5 days (pcs.)     | 0.476 EUR (0)          |
| Ø price 30 days   Ø volume 30 days (pcs.)   | 0.463 EUR (167)        |
| Ø price 100 days   Ø volume 100 days (pcs.) | 0.438 EUR (50)         |
| Ø price 250 days   Ø volume 250 days (pcs.) | 0.385 EUR (24)         |
| YTD High   date                             | 0.505 EUR (2024/03/21) |
| YTD Low   date                              | 0.330 EUR (2024/01/05) |
| 52 Weeks High   date                        | 0.505 EUR (2024/03/21) |
| 52 Weeks Low   date                         | 0.266 EUR (2023/10/24) |

### Arbitrage views

| Exchange                       | Date       | Time  | Price     | Trading volume (mio.) | Number of trades |
|--------------------------------|------------|-------|-----------|-----------------------|------------------|
| Stuttgart                      | 2024/07/29 | 08:06 | 0.476 EUR | 0.00                  | 3                |
| Frankfurt                      | 2024/07/29 | 08:09 | 0.47 EUR  | 0.00                  | 2                |
| Australian Securities Exchange | 2024/07/29 | 08:10 | 0.825 AUD | 0.70                  | 548              |

## Company profile

### Company Logo



### Company Profile

-

### Contact Details

MYER HOLDINGS

--

----

Telefon: -

Fax: -

E-mail: -