

MYER HOLDINGS LTD.

ISIN: AU000000MYR2 WKN: MYR

Overview

2024/07/12 08:06:20

Price

0.476 EUR

Difference  0.42% (0.00)

General attributes

ISIN	AU000000MYR2
Symbol	MYR
Exchange	Stuttgart
Currency	EUR
Sector	Commerce
Security type	Stock
Market cap (m)	414 EUR
Benchmark	ASX ALL ORDINARIES INDEX

Market data

Bid (Bid size)	- (0)
Ask (Ask size)	- (0)
Open	0.476 EUR
High	0.476 EUR
Low	0.476 EUR
Close (prev. day)	0.474 EUR
VWAP	-
Volume (pcs)	0
Trading volume	0.00
Number of trades	3
Last size	0

Futures and Options







Related Futures	-
Related Options	-



Information about previous performance does not guarantee future performance.

Source: FactSet

Recent research

on sector			
Date		Headline	Download
2024/07/12		Global Equity Ratings	
2024/07/12		Aktienempfehlungen Global	
2024/06/21		Equity Weekly	
2024/06/21		Global Equity Ratings	
2024/06/21		Aktienempfehlungen Global	

Details

2024/07/12 08:06:20

Price

0.476 EUR

 Difference ▲ 0.42% (0.00)

General attributes

ISIN	AU000000MYR2
Symbol	MYR
Exchange	Stuttgart
Currency	EUR
Sector	Commerce
Security type	Stock
Market cap (m)	414 EUR
Benchmark	ASX ALL ORDINARIES INDEX

Market data

Bid (Bid size)	- (0)
Ask (Ask size)	- (0)
Open	0.476 EUR
High	0.476 EUR
Low	0.476 EUR
Close (prev. day)	0.474 EUR
VWAP	-
Volume (pcs)	0
Trading volume	0.00
Number of trades	3
Last size	0

Performance and Risk

	6m	1y	3y
Perf (%)	+33.71%	+38.37%	+70.00%
Perf (abs.)	+0.12	+0.13	+0.20
Beta	0.94	1.31	1.19
Volatility	53.63	53.54	58.20

5y



Information about previous performance does not guarantee future performance.

Source: FactSet

Price data

Ø price 5 days Ø volume 5 days (pcs.)	0.471 EUR (0)
Ø price 30 days Ø volume 30 days (pcs.)	0.427 EUR (167)
Ø price 100 days Ø volume 100 days (pcs.)	0.435 EUR (60)
Ø price 250 days Ø volume 250 days (pcs.)	0.381 EUR (24)
YTD High date	0.505 EUR (2024/03/21)
YTD Low date	0.330 EUR (2024/01/05)
52 Weeks High date	0.505 EUR (2024/03/21)
52 Weeks Low date	0.266 EUR (2023/10/24)

Arbitrage views

Exchange ⊕	Date	Time	Price	Trading volume (mio.)	Number of trades
Stuttgart	2024/07/12	08:06	0.476 EUR	0.00	3
Frankfurt	2024/07/12	08:08	0.47 EUR	0.00	2
Australian Securities Exchange	2024/07/12	08:10	0.80 AUD	2.30	718

Company profile

Company Logo



Company Profile

-

Contact Details

MYER HOLDINGS

--

Telefon: -

Fax: -

E-mail: -