

MYER HOLDINGS LTD.

ISIN: AU000000MYR2 WKN: MYR

Overview

2024/07/05 09:55:59

Price

0.462 EUR

Difference  0.43% (0.00)

General attributes

ISIN	AU000000MYR2
Symbol	MYR
Exchange	Stuttgart
Currency	EUR
Sector	Commerce
Security type	Stock
Market cap (m)	398 EUR
Benchmark	ASX ALL ORDINARIES INDEX

Market data

Bid (Bid size)	- (0)
Ask (Ask size)	- (0)
Open	0.458 EUR
High	0.462 EUR
Low	0.458 EUR
Close (prev. day)	0.46 EUR
VWAP	-
Volume (pcs)	5,000
Trading volume	2,310.00
Number of trades	4
Last size	5,000

Futures and Options

Related Futures	-
Related Options	-








5y



Information about previous performance does not guarantee future performance.

Source: FactSet

Recent research

on sector	Date	Headline	Download
	2024/06/21	 Equity Weekly	
	2024/06/21	 Global Equity Ratings	
	2024/06/21	 Aktienempfehlungen Global	
	2024/06/14	 Global Equity Ratings	
	2024/06/14	 Aktienempfehlungen Global	

Details

2024/07/05 09:55:59

Price

0.462 EUR

 Difference ▲ 0.43% (0.00)

General attributes

ISIN	AU000000MYR2
Symbol	MYR
Exchange	Stuttgart
Currency	EUR
Sector	Commerce
Security type	Stock
Market cap (m)	398 EUR
Benchmark	ASX ALL ORDINARIES INDEX

Market data

Bid (Bid size)	- (0)
Ask (Ask size)	- (0)
Open	0.458 EUR
High	0.462 EUR
Low	0.458 EUR
Close (prev. day)	0.46 EUR
VWAP	-
Volume (pcs)	5,000
Trading volume	2,310.00
Number of trades	4
Last size	5,000

Performance and Risk

	6m	1y	3y
Perf (%)	+40.00%	+23.53%	+113.89%
Perf (abs.)	+0.13	+0.09	+0.25
Beta	0.86	1.26	1.16
Volatility	53.96	53.90	58.34

5y



Information about previous performance does not guarantee future performance.

Source: FactSet

Price data

Ø price 5 days Ø volume 5 days (pcs.)	0.473 EUR (1,000)
Ø price 30 days Ø volume 30 days (pcs.)	0.413 EUR (167)
Ø price 100 days Ø volume 100 days (pcs.)	0.433 EUR (60)
Ø price 250 days Ø volume 250 days (pcs.)	0.379 EUR (24)
YTD High date	0.505 EUR (2024/03/21)
YTD Low date	0.330 EUR (2024/01/05)
52 Weeks High date	0.505 EUR (2024/03/21)
52 Weeks Low date	0.266 EUR (2023/10/24)

Arbitrage views

Exchange	Date	Time	Price	Trading volume (mio.)	Number of trades
Stuttgart	2024/07/05	09:55	0.462 EUR	0.00	4
Frankfurt	2024/07/05	08:05	0.45 EUR	0.00	2
Australian Securities Exchange	2024/07/05	08:10	0.77 AUD	0.65	538

Company profile

Company Logo



Company Profile

-

Contact Details

MYER HOLDINGS

--

Telefon: -

Fax: -

E-mail: -