

MYER HOLDINGS LTD.

ISIN: AU000000MYR2 WKN: MYR

Overview

2024/06/21 10:55:28

Price
0.386 EURDifference  -2.03% (-0.01)

General attributes

ISIN	AU000000MYR2
Symbol	MYR
Exchange	Stuttgart
Currency	EUR
Sector	Commerce
Security type	Stock
Market cap (m)	333 EUR
Benchmark	ASX ALL ORDINARIES INDEX

Market data

Bid (Bid size)	- (0)
Ask (Ask size)	- (0)
Open	0.382 EUR
High	0.386 EUR
Low	0.382 EUR
Close (prev. day)	0.394 EUR
VWAP	-
Volume (pcs)	0
Trading volume	0.00
Number of trades	4
Last size	0

Futures and Options





Related Futures	-
Related Options	-

5y



Information about previous performance does not guarantee future performance.
Source: FactSet

Recent research

on sector			
Date		Headline	Download
2024/06/21		Equity Weekly	
2024/06/21		Global Equity Ratings	
2024/06/21		Aktienempfehlungen Global	
2024/06/14		Global Equity Ratings	
2024/06/14		Aktienempfehlungen Global	

Details

2024/06/21 10:55:28

Price

0.386 EUR

 Difference ▼ -2.03% (-0.01)

General attributes

ISIN	AU000000MYR2
Symbol	MYR
Exchange	Stuttgart
Currency	EUR
Sector	Commerce
Security type	Stock
Market cap (m)	333 EUR
Benchmark	ASX ALL ORDINARIES INDEX

Market data

Bid (Bid size)	- (0)
Ask (Ask size)	- (0)
Open	0.382 EUR
High	0.386 EUR
Low	0.382 EUR
Close (prev. day)	0.394 EUR
VWAP	-
Volume (pcs)	0
Trading volume	0.00
Number of trades	4
Last size	0

Performance and Risk

	6m	1y	3y
Perf (%)	+4.32%	+12.87%	+109.78%
Perf (abs.)	+0.02	+0.04	+0.20
Beta	1.13	1.41	1.19
Volatility	47.48	50.79	58.13

5y



Information about previous performance does not guarantee future performance.

Source: FactSet

Price data

Ø price 5 days Ø volume 5 days (pcs.)	0.378 EUR (0)
Ø price 30 days Ø volume 30 days (pcs.)	0.387 EUR (0)
Ø price 100 days Ø volume 100 days (pcs.)	0.427 EUR (10)
Ø price 250 days Ø volume 250 days (pcs.)	0.374 EUR (4)
YTD High date	0.505 EUR (2024/03/21)
YTD Low date	0.330 EUR (2024/01/05)
52 Weeks High date	0.505 EUR (2024/03/21)
52 Weeks Low date	0.266 EUR (2023/10/24)

Arbitrage views

Exchange	Date	Time	Price	Trading volume (mio.)	Number of trades
Stuttgart	2024/06/21	10:55	0.386 EUR	0.00	4
Frankfurt	2024/06/21	08:03	0.376 EUR	0.00	2
Australian Securities Exchange	2024/06/21	08:10	0.645 AUD	0.98	615

Company profile

Company Logo



Company Profile

-

Contact Details

MYER HOLDINGS

--

Telefon: -

Fax: -

E-mail: -