

## MYER HOLDINGS LTD.

ISIN: AU000000MYR2 WKN: MYR

## Overview

2024/06/21 10:55:28

Price  
0.386 EURDifference  -2.03% (-0.01)

## General attributes

ISIN	AU000000MYR2
Symbol	MYR
Exchange	Stuttgart
Currency	EUR
Sector	Commerce
Security type	Stock
Market cap (m)	333 EUR
Benchmark	ASX ALL ORDINARIES INDEX

## Market data

Bid (Bid size)	- (0)
Ask (Ask size)	- (0)
Open	0.382 EUR
High	0.386 EUR
Low	0.382 EUR
Close (prev. day)	0.394 EUR
VWAP	-
Volume (pcs)	0
Trading volume	0.00
Number of trades	4
Last size	0

## Futures and Options










Related Futures	-
Related Options	-



5y

Information about previous performance does not guarantee future performance.  
Source: FactSet

## Recent research

on sector	Date	Headline	Download
	2024/06/21	 Equity Weekly	
	2024/06/21	 Global Equity Ratings	
	2024/06/21	 Aktienempfehlungen Global	
	2024/06/14	 Global Equity Ratings	
	2024/06/14	 Aktienempfehlungen Global	

## Details

2024/06/21 10:55:28

### Price

0.386 EUR

 Difference ▼ -2.03% (-0.01)

### General attributes

ISIN	AU000000MYR2
Symbol	MYR
Exchange	Stuttgart
Currency	EUR
Sector	Commerce
Security type	Stock
Market cap (m)	333 EUR
Benchmark	ASX ALL ORDINARIES INDEX

### Market data

Bid (Bid size)	- (0)
Ask (Ask size)	- (0)
Open	0.382 EUR
High	0.386 EUR
Low	0.382 EUR
Close (prev. day)	0.394 EUR
VWAP	-
Volume (pcs)	0
Trading volume	0.00
Number of trades	4
Last size	0

### Performance and Risk

	6m	1y	3y
Perf (%)	+4.32%	+12.87%	+109.78%
Perf (abs.)	+0.02	+0.04	+0.20
Beta	1.13	1.41	1.19
Volatility	47.48	50.79	58.13



5y

Information about previous performance does not guarantee future performance.  
Source: FactSet

### Price data

Ø price 5 days   Ø volume 5 days (pcs.)	0.378 EUR (0)
Ø price 30 days   Ø volume 30 days (pcs.)	0.387 EUR (0)
Ø price 100 days   Ø volume 100 days (pcs.)	0.427 EUR (10)
Ø price 250 days   Ø volume 250 days (pcs.)	0.374 EUR (4)
YTD High   date	0.505 EUR (2024/03/21)
YTD Low   date	0.330 EUR (2024/01/05)
52 Weeks High   date	0.505 EUR (2024/03/21)
52 Weeks Low   date	0.266 EUR (2023/10/24)

### Arbitrage views

Exchange	Date	Time	Price	Trading volume (mio.)	Number of trades
Stuttgart	2024/06/21	10:55	0.386 EUR	0.00	4
Frankfurt	2024/06/21	08:03	0.376 EUR	0.00	2
Australian Securities Exchange	2024/06/21	08:10	0.645 AUD	0.98	615

## Company profile

### Company Logo



### Company Profile

-

### Contact Details

MYER HOLDINGS

--

----

Telefon: -

Fax: -

E-mail: -