

## MYER HOLDINGS LTD.

ISIN: AU000000MYR2 WKN: MYR

## Overview

2024/06/21 08:09:23

Price  
0.382 EURDifference  -3.05% (-0.01)

## General attributes

ISIN	AU000000MYR2
Symbol	MYR
Exchange	Stuttgart
Currency	EUR
Sector	Commerce
Security type	Stock
Market cap (m)	334 EUR
Benchmark	ASX ALL ORDINARIES INDEX

## Market data

Bid (Bid size)	0.386 EUR (21,100)
Ask (Ask size)	0.416 EUR (21,100)
Open	0.382 EUR
High	0.382 EUR
Low	0.382 EUR
Close (prev. day)	0.394 EUR
VWAP	-
Volume (pcs)	0
Trading volume	0.00
Number of trades	1
Last size	0











## Futures and Options

Related Futures	-
Related Options	-



Information about previous performance does not guarantee future performance.  
Source: FactSet

## Recent research

on sector			
Date		Headline	Download
2024/06/21		Global Equity Ratings	
2024/06/21		Aktienempfehlungen Global	
2024/06/14		Global Equity Ratings	
2024/06/14		Aktienempfehlungen Global	
2024/05/31		Equity Weekly	

## Details

2024/06/21 08:09:23

### Price

0.382 EUR

 Difference ▼ -3.05% (-0.01)

### General attributes

ISIN	AU000000MYR2
Symbol	MYR
Exchange	Stuttgart
Currency	EUR
Sector	Commerce
Security type	Stock
Market cap (m)	334 EUR
Benchmark	ASX ALL ORDINARIES INDEX

### Market data

Bid (Bid size)	0.386 EUR (21,100)
Ask (Ask size)	0.416 EUR (21,100)
Open	0.382 EUR
High	0.382 EUR
Low	0.382 EUR
Close (prev. day)	0.394 EUR
VWAP	-
Volume (pcs)	0
Trading volume	0.00
Number of trades	1
Last size	0

### Performance and Risk

	6m	1y	3y
Perf (%)	+5.91%	+14.53%	+110.70%
Perf (abs.)	+0.02	+0.05	+0.21
Beta	1.14	1.41	1.19
Volatility	47.55	50.92	58.15

5y



Information about previous performance does not guarantee future performance.

Source: FactSet

### Price data

Ø price 5 days   Ø volume 5 days (pcs.)	0.377 EUR (0)
Ø price 30 days   Ø volume 30 days (pcs.)	0.388 EUR (0)
Ø price 100 days   Ø volume 100 days (pcs.)	0.427 EUR (10)
Ø price 250 days   Ø volume 250 days (pcs.)	0.374 EUR (4)
YTD High   date	0.505 EUR (2024/03/21)
YTD Low   date	0.330 EUR (2024/01/05)
52 Weeks High   date	0.505 EUR (2024/03/21)
52 Weeks Low   date	0.266 EUR (2023/10/24)

### Arbitrage views

Exchange	Date	Time	Price	Trading volume (mio.)	Number of trades
Stuttgart	2024/06/21	08:09	0.382 EUR	0.00	1
Frankfurt	2024/06/21	08:03	0.376 EUR	0.00	1
Australian Securities Exchange	2024/06/21	08:10	0.645 AUD	0.98	615

## Company profile

### Company Logo



### Company Profile

-

### Contact Details

MYER HOLDINGS

--

----

Telefon: -

Fax: -

E-mail: -