

## MYER HOLDINGS LTD.

ISIN: AU000000MYR2 WKN: MYR

## Overview

2024/06/14 10:32:04

Price  
0.38 EURDifference  0.53% (0.00)

## General attributes

ISIN	AU000000MYR2
Symbol	MYR
Exchange	Stuttgart
Currency	EUR
Sector	Commerce
Security type	Stock
Market cap (m)	326 EUR
Benchmark	ASX ALL ORDINARIES INDEX

## Market data

Bid (Bid size)	- (0)
Ask (Ask size)	- (0)
Open	0.378 EUR
High	0.38 EUR
Low	0.378 EUR
Close (prev. day)	0.378 EUR
VWAP	-
Volume (pcs)	0
Trading volume	0.00
Number of trades	3
Last size	0









## Futures and Options

Related Futures	-
Related Options	-



Information about previous performance does not guarantee future performance.  
Source: FactSet

## Recent research

on sector	Date	Headline	Download
	2024/06/14	 Global Equity Ratings	
	2024/06/14	 Aktienempfehlungen Global	
	2024/05/31	 Equity Weekly	
	2024/05/29	 Global Equity Ratings	
	2024/05/29	 Aktienempfehlungen Global	

## Details

2024/06/14 10:32:04

**Price**  
0.38 EUR

**Difference** ▲ 0.53% (0.00)

### General attributes

ISIN	AU000000MYR2
Symbol	MYR
Exchange	Stuttgart
Currency	EUR
Sector	Commerce
Security type	Stock
Market cap (m)	326 EUR
Benchmark	ASX ALL ORDINARIES INDEX

### Market data

Bid (Bid size)	- (0)
Ask (Ask size)	- (0)
Open	0.378 EUR
High	0.38 EUR
Low	0.378 EUR
Close (prev. day)	0.378 EUR
VWAP	-
Volume (pcs)	0
Trading volume	0.00
Number of trades	3
Last size	0

### Performance and Risk

	6m	1y	3y
Perf (%)	+9.20%	+5.56%	+102.13%
Perf (abs.)	+0.03	+0.02	+0.19
Beta	1.14	1.36	1.18
Volatility	47.05	50.91	58.03

5y



Information about previous performance does not guarantee future performance.  
Source: FactSet

### Price data

Ø price 5 days   Ø volume 5 days (pcs.)	0.38 EUR (0)
Ø price 30 days   Ø volume 30 days (pcs.)	0.39 EUR (0)
Ø price 100 days   Ø volume 100 days (pcs.)	0.43 EUR (10)
Ø price 250 days   Ø volume 250 days (pcs.)	0.37 EUR (4)
YTD High   date	0.51 EUR (2024/03/21)
YTD Low   date	0.33 EUR (2024/01/05)
52 Weeks High   date	0.51 EUR (2024/03/21)
52 Weeks Low   date	0.27 EUR (2023/10/24)

### Arbitrage views

Exchange <span>⊕</span>	Date	Time	Price	Trading volume (mio.)	Number of trades
Stuttgart	2024/06/14	10:32	0.38 EUR	0.00	3
Frankfurt	2024/06/14	08:02	0.368 EUR	0.00	2
Australian Securities Exchange	2024/06/14	08:10	0.635 AUD	0.36	380

## Company profile

### Company Logo



### Company Profile

-

### Contact Details

MYER HOLDINGS

--

----

Telefon: -

Fax: -

E-mail: -