

CARGOJET INC.

ISIN: CA14179V5036 WKN: -

Overview

2024/09/17 21:24:07

Price
85.00 EURDifference  -2.30% (-2.00)

General attributes

ISIN	CA14179V5036
Symbol	CJT
Exchange	Stuttgart
Currency	EUR
Sector	Transport
Security type	Stock
Market cap (m)	1,387 EUR
Benchmark	S&P/TSX 60 INDEX

Market data

Bid (Bid size)	- (0)
Ask (Ask size)	- (0)
Open	87.00 EUR
High	87.00 EUR
Low	84.50 EUR
Close (prev. day)	87.00 EUR
VWAP	-
Volume (pcs)	0
Trading volume	0.00
Number of trades	8
Last size	0

Futures and Options







Related Futures	-
Related Options	-

5y



Information about previous performance does not guarantee future performance.
Source: FactSet

Recent research

on sector			
Date		Headline	Download
2024/09/11		Global Equity Ratings	
2024/09/11		Aktienempfehlungen Global	
2024/09/09		Aktienempfehlungen Österreich	
2024/09/05		Global Equity Ratings	
2024/09/05		Aktienempfehlungen Global	

Details

2024/09/17 21:24:07

Price

85.00 EUR

Difference ▼ -2.30% (-2.00)

General attributes

ISIN	CA14179V5036
Symbol	CJT
Exchange	Stuttgart
Currency	EUR
Sector	Transport
Security type	Stock
Market cap (m)	1,387 EUR
Benchmark	S&P/TSX 60 INDEX

Market data

Bid (Bid size)	- (0)
Ask (Ask size)	- (0)
Open	87.00 EUR
High	87.00 EUR
Low	84.50 EUR
Close (prev. day)	87.00 EUR
VWAP	-
Volume (pcs)	0
Trading volume	0.00
Number of trades	8
Last size	0

Performance and Risk

	6m	1y	3y
Perf (%)	+15.65%	+23.19%	-34.01%
Perf (abs.)	+11.50	+16.00	-43.80
Beta	-	-	-
Volatility	35.06	34.89	41.87

5y



Information about previous performance does not guarantee future performance.
Source: FactSet

Price data

Ø price 5 days Ø volume 5 days (pcs.)	86.70 EUR (0)
Ø price 30 days Ø volume 30 days (pcs.)	83.57 EUR (0)
Ø price 100 days Ø volume 100 days (pcs.)	83.93 EUR (0)
Ø price 250 days Ø volume 250 days (pcs.)	76.78 EUR (0)
YTD High date	96.00 EUR (2024/06/28)
YTD Low date	70.00 EUR (2024/03/19)
52 Weeks High date	96.00 EUR (2024/06/28)
52 Weeks Low date	52.50 EUR (2023/10/27)

All listings for CARGOJET INC.

Exchange	Date	Time	Price	Trading volume (mio.)	Number of trades
Tradegate	2024/09/17	22:02	86.00 EUR	0.00	1
Toronto Stock Exchange	2024/09/17	22:00	129.80 CAD	3.79	303
Stuttgart	2024/09/17	21:24	85.00 EUR	0.00	8
Munich	2024/09/17	08:01	87.50 EUR	0.00	2
Frankfurt	2024/09/17	21:55	85.00 EUR	0.00	11

	17					
FINRA other OTC Issues	2024/09/13	16:14	98.3645 USD	0.15		2
Duesseldorf	2024/09/17	19:30	85.00 EUR	0.00		6
Berlin	2024/09/17	08:01	87.00 EUR	0.00		3

Company profile

Company Logo



Company Profile

-

Contact Details

CARGOJET

--

Telefon: -

Fax: -

E-mail: -