

MYER HOLDINGS LTD.

ISIN: AU000000MYR2 WKN: MYR

Overview

2024/07/29 08:09:38

Price
0.47 EURDifference  -0.84% (-0.00)

General attributes

ISIN	AU000000MYR2
Symbol	MYR
Exchange	Frankfurt
Currency	EUR
Sector	Commerce
Security type	Stock
Market cap (m)	414 EUR
Benchmark	ASX ALL ORDINARIES INDEX

Market data

Bid (Bid size)	-
Ask (Ask size)	-
Open	0.47 EUR
High	0.47 EUR
Low	0.47 EUR
Close (prev. day)	0.474 EUR
VWAP	0.466 EUR
Volume (pcs)	0
Trading volume	0.00
Number of trades	2
Last size	0

Futures and Options











Related Futures	-
Related Options	-

5y



Information about previous performance does not guarantee future performance.
Source: FactSet

Recent research

on sector			
Date		Headline	Download
2024/07/24		Global Equity Ratings	
2024/07/24		Aktienempfehlungen Global	
2024/07/15		Aktienempfehlungen Global	
2024/07/12		Global Equity Ratings	
2024/06/21		Equity Weekly	

Details

2024/07/29 08:09:38

Price
0.47 EUR

Difference ▼ -0.84% (-0.00)

General attributes

ISIN	AU000000MYR2
Symbol	MYR
Exchange	Frankfurt
Currency	EUR
Sector	Commerce
Security type	Stock
Market cap (m)	414 EUR
Benchmark	ASX ALL ORDINARIES INDEX

Market data

Bid (Bid size)	-
Ask (Ask size)	-
Open	0.47 EUR
High	0.47 EUR
Low	0.47 EUR
Close (prev. day)	0.474 EUR
VWAP	0.466 EUR
Volume (pcs)	0
Trading volume	0.00
Number of trades	2
Last size	0

Performance and Risk

	6m	1y	3y
Perf (%)	+23.04%	+27.03%	+71.53%
Perf (abs.)	+0.09	+0.10	+0.20
Beta	1.01	1.25	1.18
Volatility	57.05	56.20	59.29



Information about previous performance does not guarantee future performance.
Source: FactSet

Price data

Ø price 5 days Ø volume 5 days (pcs.)	0.47 EUR (0)
Ø price 30 days Ø volume 30 days (pcs.)	0.45 EUR (0)
Ø price 100 days Ø volume 100 days (pcs.)	0.43 EUR (0)
Ø price 250 days Ø volume 250 days (pcs.)	0.38 EUR (28)
YTD High date	0.50 EUR (2024/03/14)
YTD Low date	0.33 EUR (2024/01/05)
52 Weeks High date	0.50 EUR (2024/03/14)
52 Weeks Low date	0.26 EUR (2023/10/24)

Arbitrage views

Exchange	Date	Time	Price	Trading volume (mio.)	Number of trades
Stuttgart	2024/07/29	08:06	0.476 EUR	0.00	3
Frankfurt	2024/07/29	08:09	0.47 EUR	0.00	2
Australian Securities Exchange	2024/07/29	08:10	0.825 AUD	0.70	548

Company profile

Company Logo



Company Profile

-

Contact Details

MYER HOLDINGS

--

Telefon: -

Fax: -

E-mail: -