

## MYER HOLDINGS LTD.

ISIN: AU000000MYR2 WKN: MYR

## Overview

2024/07/12 08:08:00

Price  
0.47 EURDifference  0.43% (0.00)

## General attributes

ISIN	AU000000MYR2
Symbol	MYR
Exchange	Frankfurt
Currency	EUR
Sector	Commerce
Security type	Stock
Market cap (m)	414 EUR
Benchmark	ASX ALL ORDINARIES INDEX

## Market data

Bid (Bid size)	-
Ask (Ask size)	-
Open	0.47 EUR
High	0.47 EUR
Low	0.47 EUR
Close (prev. day)	0.468 EUR
VWAP	0.466 EUR
Volume (pcs)	0
Trading volume	0.00
Number of trades	2
Last size	0

## Futures and Options







Related Futures	-
Related Options	-



5y

Information about previous performance does not guarantee future performance.  
Source: FactSet

## Recent research

on sector			
Date		Headline	Download
2024/07/12		Global Equity Ratings	
2024/07/12		Aktienempfehlungen Global	
2024/06/21		Equity Weekly	
2024/06/21		Global Equity Ratings	
2024/06/21		Aktienempfehlungen Global	

## Details

2024/07/12 08:08:00

**Price**  
0.47 EUR

**Difference** ▲ 0.43% (0.00)

### General attributes

ISIN	AU000000MYR2
Symbol	MYR
Exchange	Frankfurt
Currency	EUR
Sector	Commerce
Security type	Stock
Market cap (m)	414 EUR
Benchmark	ASX ALL ORDINARIES INDEX

### Market data

Bid (Bid size)	-
Ask (Ask size)	-
Open	0.47 EUR
High	0.47 EUR
Low	0.47 EUR
Close (prev. day)	0.468 EUR
VWAP	0.466 EUR
Volume (pcs)	0
Trading volume	0.00
Number of trades	2
Last size	0

### Performance and Risk

	6m	1y	3y
Perf (%)	+34.29%	+39.05%	+67.86%
Perf (abs.)	+0.12	+0.13	+0.19
Beta	0.94	1.31	1.19
Volatility	56.72	56.43	59.48



Information about previous performance does not guarantee future performance.  
Source: FactSet

### Price data

Ø price 5 days   Ø volume 5 days (pcs.)	0.46 EUR (0)
Ø price 30 days   Ø volume 30 days (pcs.)	0.42 EUR (0)
Ø price 100 days   Ø volume 100 days (pcs.)	0.43 EUR (0)
Ø price 250 days   Ø volume 250 days (pcs.)	0.38 EUR (28)
YTD High   date	0.50 EUR (2024/03/14)
YTD Low   date	0.33 EUR (2024/01/05)
52 Weeks High   date	0.50 EUR (2024/03/14)
52 Weeks Low   date	0.26 EUR (2023/10/24)

### Arbitrage views

Exchange <span>⊕</span>	Date	Time	Price	Trading volume (mio.)	Number of trades
Stuttgart	2024/07/12	08:06	0.476 EUR	0.00	3
Frankfurt	2024/07/12	08:08	0.47 EUR	0.00	2
Australian Securities Exchange	2024/07/12	08:10	0.80 AUD	2.30	718

## Company profile

### Company Logo



### Company Profile

-

### Contact Details

MYER HOLDINGS

--

----

Telefon: -

Fax: -

E-mail: -