

## MYER HOLDINGS LTD.

ISIN: AU000000MYR2 WKN: MYR

## Overview

2024/06/27 08:05:28

Price  
0.484 EURDifference  -2.81% (-0.01)

## General attributes

ISIN	AU000000MYR2
Symbol	MYR
Exchange	Frankfurt
Currency	EUR
Sector	Commerce
Security type	Stock
Market cap (m)	424 EUR
Benchmark	ASX ALL ORDINARIES INDEX

## Market data

Bid (Bid size)	-
Ask (Ask size)	-
Open	0.484 EUR
High	0.484 EUR
Low	0.484 EUR
Close (prev. day)	0.498 EUR
VWAP	0.466 EUR
Volume (pcs)	0
Trading volume	0.00
Number of trades	2
Last size	0

## Futures and Options










Related Futures	-
Related Options	-

5y



Information about previous performance does not guarantee future performance.  
Source: FactSet

## Recent research

on sector	Date	Headline	Download
	2024/06/21	 Equity Weekly	
	2024/06/21	 Global Equity Ratings	
	2024/06/21	 Aktienempfehlungen Global	
	2024/06/14	 Global Equity Ratings	
	2024/06/14	 Aktienempfehlungen Global	

## Details

2024/06/27 08:05:28

### Price

0.484 EUR

 Difference ▼ -2.81% (-0.01)

### General attributes

ISIN	AU000000MYR2
Symbol	MYR
Exchange	Frankfurt
Currency	EUR
Sector	Commerce
Security type	Stock
Market cap (m)	424 EUR
Benchmark	ASX ALL ORDINARIES INDEX

### Market data

Bid (Bid size)	-
Ask (Ask size)	-
Open	0.484 EUR
High	0.484 EUR
Low	0.484 EUR
Close (prev. day)	0.498 EUR
VWAP	0.466 EUR
Volume (pcs)	0
Trading volume	0.00
Number of trades	2
Last size	0

### Performance and Risk

	6m	1y	3y
Perf (%)	+34.44%	+45.78%	+150.78%
Perf (abs.)	+0.12	+0.15	+0.29
Beta	0.93	1.32	1.16
Volatility	57.07	56.77	61.61

5y



Information about previous performance does not guarantee future performance.  
Source: FactSet

### Price data

Ø price 5 days   Ø volume 5 days (pcs.)	0.459 EUR (0)
Ø price 30 days   Ø volume 30 days (pcs.)	0.387 EUR (0)
Ø price 100 days   Ø volume 100 days (pcs.)	0.426 EUR (60)
Ø price 250 days   Ø volume 250 days (pcs.)	0.373 EUR (28)
YTD High   date	0.500 EUR (2024/03/14)
YTD Low   date	0.330 EUR (2024/01/05)
52 Weeks High   date	0.500 EUR (2024/03/14)
52 Weeks Low   date	0.262 EUR (2023/10/24)

### Arbitrage views

Exchange	Date	Time	Price	Trading volume (mio.)	Number of trades
Stuttgart	2024/06/27	08:05	0.488 EUR	0.00	3
Frankfurt	2024/06/27	08:05	0.484 EUR	0.00	2
Australian Securities Exchange	2024/06/27	08:10	0.82 AUD	1.87	612

## Company profile

### Company Logo



### Company Profile

-

### Contact Details

MYER HOLDINGS

--

----

Telefon: -

Fax: -

E-mail: -