

MYER HOLDINGS LTD.

ISIN: AU000000MYR2 WKN: MYR

Overview

2024/06/21 08:03:30

Price
0.376 EURDifference  -0.53% (-0.00)

General attributes

ISIN	AU000000MYR2
Symbol	MYR
Exchange	Frankfurt
Currency	EUR
Sector	Commerce
Security type	Stock
Market cap (m)	333 EUR
Benchmark	ASX ALL ORDINARIES INDEX

Market data

Bid (Bid size)	-
Ask (Ask size)	-
Open	0.376 EUR
High	0.376 EUR
Low	0.376 EUR
Close (prev. day)	0.378 EUR
VWAP	0.466 EUR
Volume (pcs)	0
Trading volume	0.00
Number of trades	2
Last size	0











Futures and Options

Related Futures	-
Related Options	-



Information about previous performance does not guarantee future performance.
Source: FactSet

Recent research

on sector	Date	Headline	Download
	2024/06/21	 Equity Weekly	
	2024/06/21	 Global Equity Ratings	
	2024/06/21	 Aktienempfehlungen Global	
	2024/06/14	 Global Equity Ratings	
	2024/06/14	 Aktienempfehlungen Global	

Details

2024/06/21 08:03:30

Price
0.376 EUR

Difference ▼ -0.53% (-0.00)

General attributes

ISIN	AU000000MYR2
Symbol	MYR
Exchange	Frankfurt
Currency	EUR
Sector	Commerce
Security type	Stock
Market cap (m)	333 EUR
Benchmark	ASX ALL ORDINARIES INDEX

Market data

Bid (Bid size)	-
Ask (Ask size)	-
Open	0.376 EUR
High	0.376 EUR
Low	0.376 EUR
Close (prev. day)	0.378 EUR
VWAP	0.466 EUR
Volume (pcs)	0
Trading volume	0.00
Number of trades	2
Last size	0

Performance and Risk

	6m	1y	3y
Perf (%)	+1.62%	+11.90%	+106.59%
Perf (abs.)	+0.01	+0.04	+0.19
Beta	1.13	1.41	1.19
Volatility	49.88	53.23	60.57

5y



Information about previous performance does not guarantee future performance.
Source: FactSet

Price data

Ø price 5 days Ø volume 5 days (pcs.)	0.367 EUR (0)
Ø price 30 days Ø volume 30 days (pcs.)	0.377 EUR (0)
Ø price 100 days Ø volume 100 days (pcs.)	0.422 EUR (60)
Ø price 250 days Ø volume 250 days (pcs.)	0.371 EUR (28)
YTD High date	0.500 EUR (2024/03/14)
YTD Low date	0.330 EUR (2024/01/05)
52 Weeks High date	0.500 EUR (2024/03/14)
52 Weeks Low date	0.262 EUR (2023/10/24)

Arbitrage views

Exchange	Date	Time	Price	Trading volume (mio.)	Number of trades
Stuttgart	2024/06/21	10:55	0.386 EUR	0.00	4
Frankfurt	2024/06/21	08:03	0.376 EUR	0.00	2
Australian Securities Exchange	2024/06/21	08:10	0.645 AUD	0.98	615

Company profile

Company Logo



Company Profile

-

Contact Details

MYER HOLDINGS

--

Telefon: -

Fax: -

E-mail: -